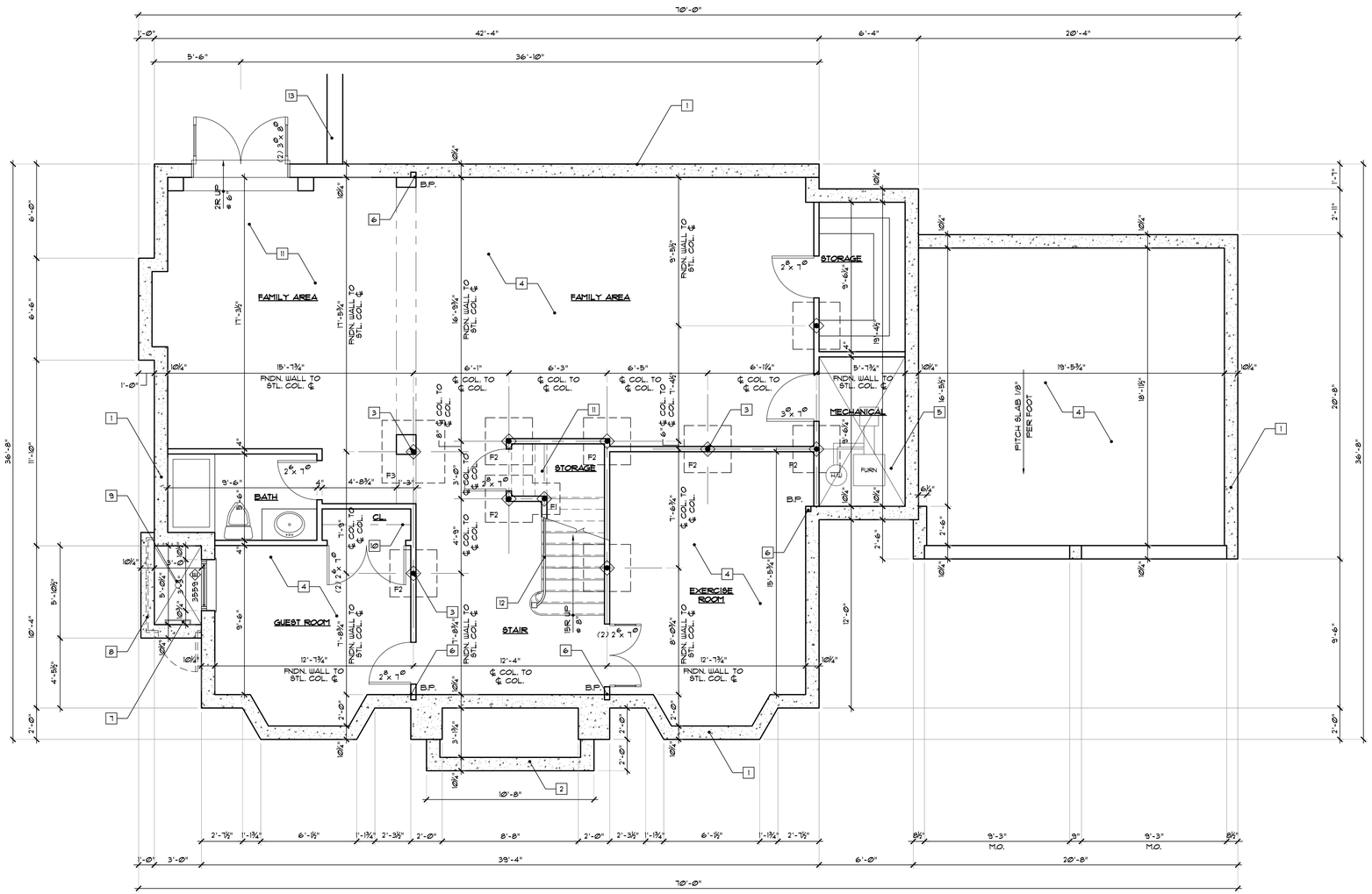

FOUNDATION PLAN

SCALE: 1/4" = 1'-0"

COLUMN FOOTING SCHEDULE		
TAG	SIZE	REINFORCING
F-1	2'-0" X 2'-0" X 1'-0" D	(3) #4 BARS EW
F-2	3'-0" X 3'-0" X 1'-0" D	(3) #4 BARS EW
F-3	4'-0" X 4'-0" X 1'-3" D	(5) #4 BARS EW

FOUNDATION PLAN NOTES:

1. 10⅝" THK. "SUPERIOR WALL" FOUNDATION.
2. COORDINATE STEPS WITH SURVEYORS DRAWINGS.
3. 3½" DIA. STL. COLUMN ON 8"X8"X½" BASE PLATE W/ (2) ⅝" DIA. ANCHOR BOLTS ON CONCRETE FOOTING (TYP. UNLESS OTHERWISE NOTED). SEE COL. FOOTING SCHEDULE FOR SIZE & REINFORCING.
4. 4" THK. CONC. SLAB W/ 6X6/8-8 WWF ON 4" THK. GRAVEL BED & 6 MIL. THK. VAPOR BARRIER.
5. (1) LAYER ⅝" TYPE "X" GYP. BD. ON CEILING ABOVE HEATING UNIT.
6. BEAM POCKET DEPTH AS REQUIRED BY SIZE OF BEAMS COORD. W/ FRAMING PLANS.
7. EGRESS LADDER SHALL HAVE AN INSIDE WIDTH OF AT LEAST 12", SHALL PROJECT AT LEAST 3" FROM THE WALL AND SHALL BE SPACED NOT MORE THAN 18" ON CENTER VERT. FOR THE FULL HEIGHT OF THE WINDOW WELL.
8. 42" HIGH PRE-FINISHED METAL RAILING SYSTEM W/ LATCHING GATE.
9. WELL DRAIN CONNECT TO STORM DRAINS SYSTEM.
10. CLOSET SHELF & ROD.
11. (1) LAYER OF ⅝" TYPE "X" GYP BD ON ENGINEERED FLOOR JOIST THROUGHOUT ENTIRE BASEMENT, INCLUDING UNDERSIDE OF FIRST FLOOR STAIRCASE.
12. STAIR RAILING MIN. 34" TO MAX. 38" HIGH ABOVE STAIR NOSING. INTERMEDIATE RAILS SPACED SO THAT A 4" DIAMETER SPHERE CANNOT PASS THROUGH AT ANY POINT PER N.J. I.R.C. 2015.
13. RETAINING WALL. (REFER TO FINAL SITE PLAN)

(E) EGRESS WINDOW
(T) TEMPERED GLASS WINDOW

ZAMPOLIN & ASSOCIATES
ARCHITECTS

187 FAIRVIEW AVENUE
WESTWOOD, NJ 07675
T 201 358 1166
F 201 358 1175

ROBERT E. ZAMPOLIN, A.I.A.

NJ	09185	MA	9115
CA	C 25924	NH	2567
CT	8731	NY	023710
DE	SS-0005980	OH	10367
FL	AR-92829	PA	RA-013961-B
ID	AR-984585	SD	8553
IL	001-013391	VA	13327
IN	AR10000277	VT	2433
MD	10033	WY	C-1733

© ALL RIGHTS RESERVED

THIS DRAWING, THE DESIGN INDICATED, THE FORMAT AND ARRANGEMENTS ARE THE PROPERTY OF ZAMPOLIN AND ASSOCIATES. ANY USE OR REUSE OF ORIGINAL OR ALTERED DESIGN MATERIALS BY THE CLIENT, AGENTS OF THE CLIENT OR OTHER PARTIES WITHOUT THE REVIEW AND WRITTEN APPROVAL OF THE DESIGN PROFESSIONAL SHALL BE AT THE SOLE RISK OF THE OTHERS. FURTHERMORE, THE CLIENT AGREES TO DEFEND, INDEMNIFY AND HOLD THE DESIGN PROFESSIONAL HARMLESS FROM ALL CLAIMS, INJURIES, DAMAGES, LOSSES, EXPENSES, AND ATTORNEY FEES ARISING OUT OF MODIFICATION OR REUSE OF THESE MATERIALS.

THE GENERAL CONTRACTOR AND / OR ALL SUB-CONTRACTORS WORKING FROM THESE PLANS AND SPECIFICATIONS ARE NOT TO SCALE SUCH INFORMATION BUT TO CONTACT THE ARCHITECT OR HIS REPRESENTATIVE REGARDING REQUIREMENTS. IF DIMENSIONS DO NOT APPEAR TO BE CORRECT, ADD UP PROPERLY OR SCALE CORRECTLY TO THE INDICATED SIZE.

REVISIONS

DATE	REV. BY	REV. #	REVISIONS / SUBMISSION

PROJECT:

9 MOUNTAINVIEW, LLC

6 CHESTNUT ROAD
CHATHAM, NEW JERSEY

DRAWN BY:		S.G. / J.G.E.
REVIEWED BY:		R.E.Z.
PROJECT NUMBER:		18-011
SCHEMATIC SET	DATE:	1-17-18
PROGRESS SET	DATE:	2-15-18
BID SET	DATE:	
PERMIT SET	DATE:	3-16-18
RECORD SET	DATE:	

FOUNDATION/ BASEMENT PLAN

DRAWING NO.

A1

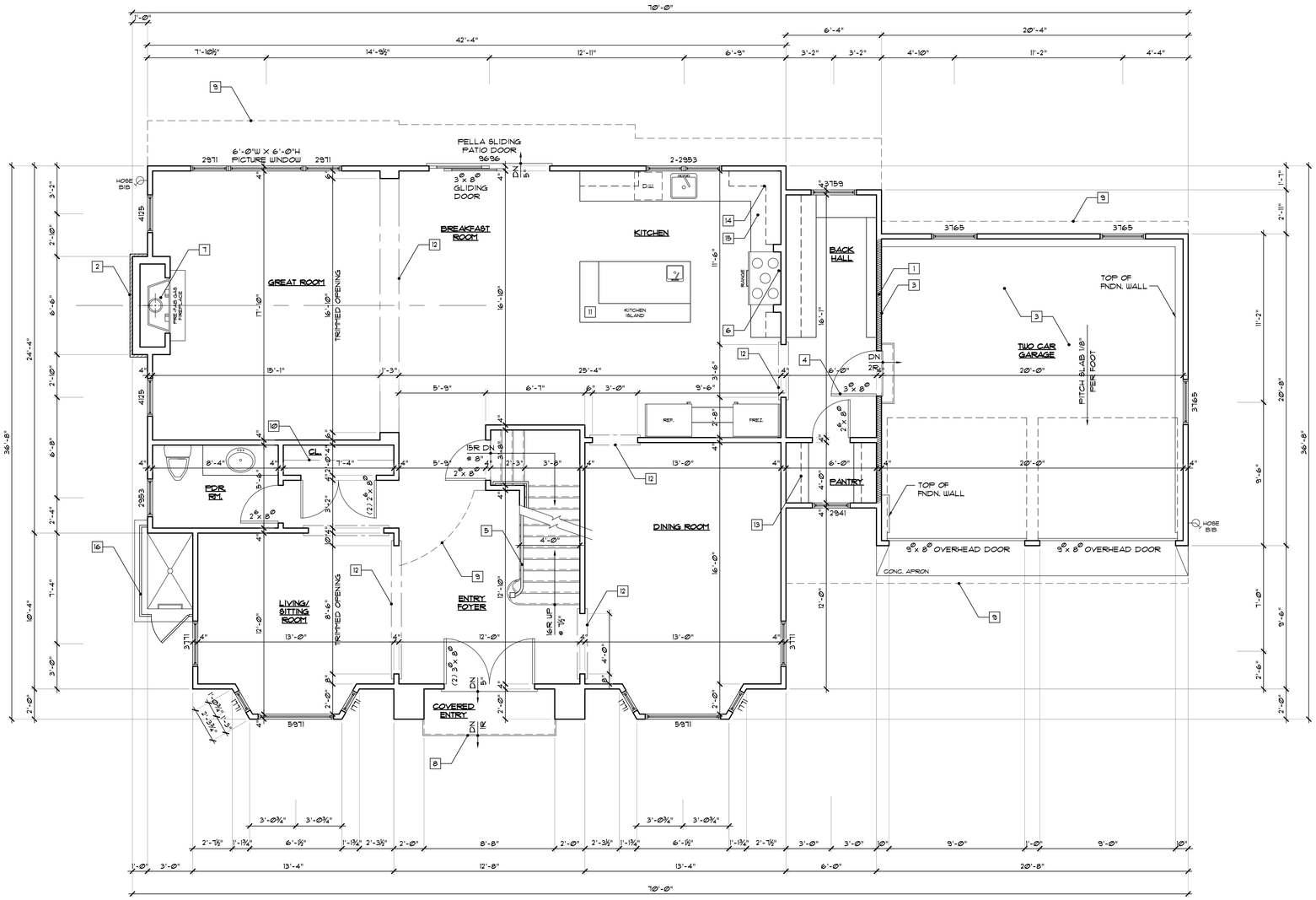

FIRST FLOOR PLAN

SCALE: 1/4" = 1'-0"

FIRST FLOOR PLAN NOTES:

1. 2X4 WD. STUDS @ 16" O.C. W/ BATT. INSULATION AND ½" GYP. BD. EACH SIDE TYPICAL.
2. LINE OF 2" THK. STONE VENEER.
3. GARAGE CEILING TO HAVE 1 HOUR RATED ASSEMBLY B ICC-ES EVALUATION REPORT ESR-1153 (2) LAYERS OF ½" THK. "USG SHEETROCK BRAND FIRECODE C GYPSUMPANELS". GARAGE WALLS TO HAVE ⅝" TYPE "X" FIRE RATED GYP. BD. UL DESIGN #U333. CEILINGS TO HAVE 9" THK. INSULATION (R-30).
4. ¾" HR. RATED DOOR W/ CLOSER.
5. STAIR RAILING MIN 34", MAX 38" HIGH ABOVE STAIR NOSING. INTERMEDIATE RAILS SPACED SO THAT A 4" DIAMETER SPHERE CANNOT PASS THROUGH AT ANY POINT, PER N.J. I.R.C. 2015.
6. GAS CONNECTION FOR RANGE/OVEN.
7. ZERO CLEARANCE PRE-FAB FIREPLACE AND INSULATED METAL FLUE, ALL UL LABELED. MAINTAIN REQUIRED CLEARANCE TO COMBUSTIBLES.
8. STAIRS TO GRADE COORD. W/ LATEST SITE PLAN.
9. LINE OF FLOOR ABOVE.
10. CLOSET SHELF & ROD.
11. BAR/ISLAND COUNTER TOP WITH CABINETS BELOW.
12. LINE OF TRIMMED OPENING.
13. BUILT-IN SHELVING.
14. UPPER CABINETS.
15. BASE CABINETS.
16. 42" HIGH PRE-FINISHED METAL RAILING SYSTEM W/ LATCHING GATE.

(E) EGRESS WINDOW
(T) TEMPERED GLASS WINDOW

ZAMPOLIN & ASSOCIATES
ARCHITECTS
187 FAIRVIEW AVENUE
WESTWOOD, NJ 07675
T 201 358 1166
F 201 358 1175

ROBERT E. ZAMPOLIN, A.I.A.

NJ	09185	MA	9115
CA	C 25924	NH	2567
CT	8731	NY	023710
DE	SS-0005980	OH	10367
FL	AR-92829	PA	RA-013961-B
ID	AR-984585	SD	8553
IL	001-013391	VA	13327
IN	AR10000271	VT	2433
MD	10033	WY	C-1733

© ALL RIGHTS RESERVED

THIS DRAWING, THE DESIGN INDICATED, THE FORMAT AND ARRANGEMENTS ARE THE PROPERTY OF ZAMPOLIN AND ASSOCIATES. ANY USE OR REUSE OF ORIGINAL OR ALTERED DESIGN MATERIALS BY THE CLIENT, AGENTS OF THE CLIENT OR OTHER PARTIES WITHOUT THE REVIEW AND WRITTEN APPROVAL OF THE DESIGN PROFESSIONAL SHALL BE AT THE SOLE RISK OF THE OTHERS. FURTHERMORE, THE CLIENT AGREES TO DEFEND, INDEMNIFY AND HOLD THE DESIGN PROFESSIONAL HARMLESS FROM ALL CLAIMS, INJURIES, DAMAGES, LOSSES, EXPENSES, AND ATTORNEY FEES ARISING OUT OF MODIFICATION OR REUSE OF THESE MATERIALS.

THE GENERAL CONTRACTOR AND / OR ALL SUB-CONTRACTORS WORKING FROM THESE PLANS AND SPECIFICATIONS ARE NOT TO SCALE SUCH INFORMATION BUT TO CONTACT THE ARCHITECT OR HIS REPRESENTATIVE REGARDING MEASUREMENTS. IF INCHES/FEET/FRACTS DO NOT APPEAR TO BE CORRECT, ADD UP PROPERLY OR SCALE CORRECTLY TO THE INDICATED SIZE.

REVISIONS

DATE	REV. BY	REV. #	REVISIONS / SUBMISSION

PROJECT:

9 MOUNTAINVIEW, LLC

6 CHESTNUT ROAD
CHATHAM, NEW JERSEY

DRAWN BY:		S.G. / J.G.E.
REVIEWED BY:		R.E.Z.
PROJECT NUMBER:		18-011
SCHEMATIC SET	DATE:	1-17-18
PROGRESS SET	DATE:	2-15-18
BID SET	DATE:	
PERMIT SET	DATE:	3-16-18
RECORD SET	DATE:	

FIRST FLOOR PLAN

DRAWING NO.

A2

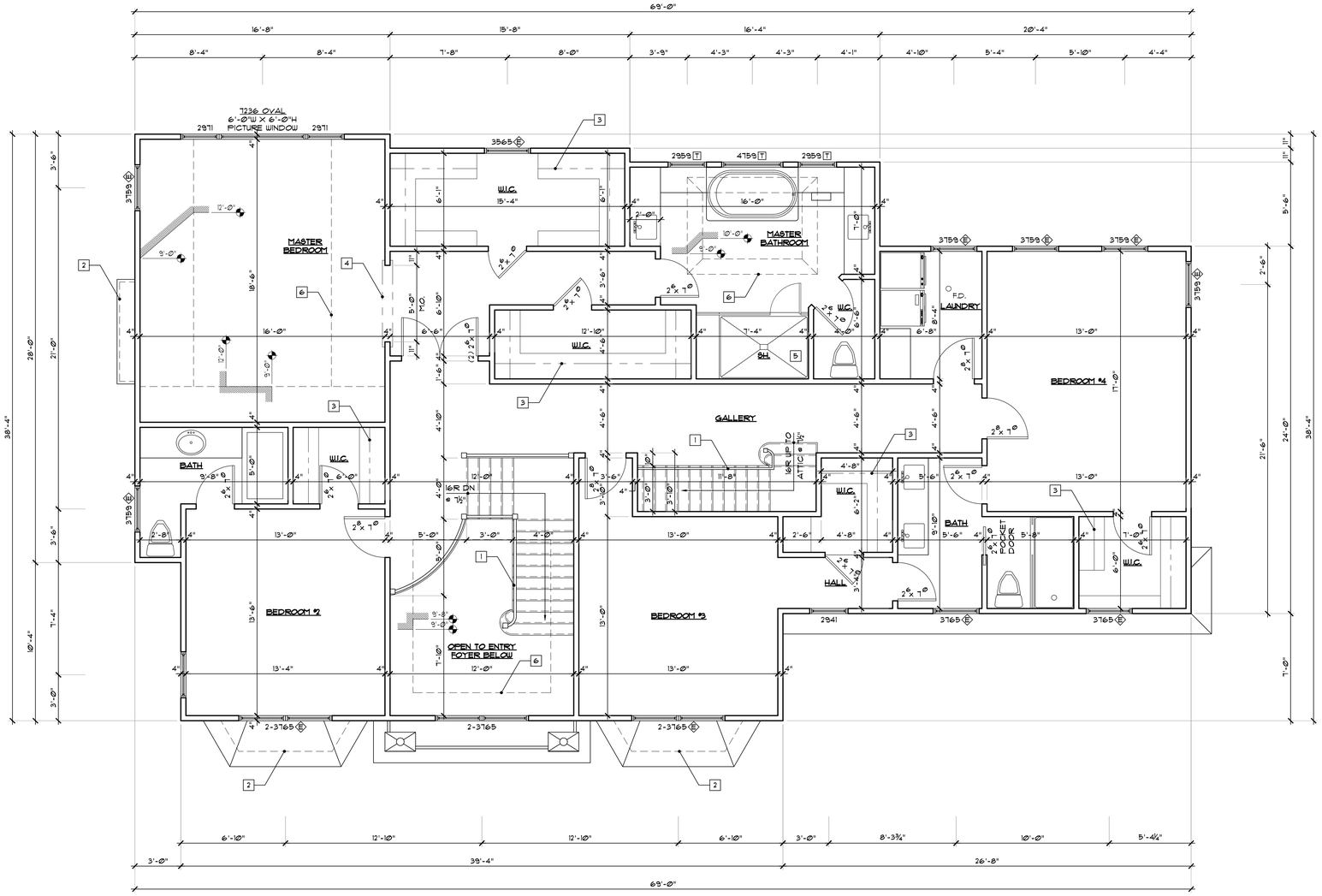

SECOND FLOOR PLAN

SCALE: 1/4" = 1'-0"

SECOND FLOOR PLAN NOTES:

1. STAIR RAILING MIN 34", MAX 38" HIGH ABOVE STAIR NOSING. INTERMEDIATE RAILS SPACED SO THAT A 4" DIAMETER SPHERE CANNOT PASS THROUGH AT ANY POINT, PER N.J. I.R.C. 2015.
2. LINE OF WALL BELOW.
3. CLOSET SHELF & ROD.
4. LINE OF TRIMMED OPENING.
5. TILE SHOWER ENCLOSURE WITH TEMPERED GLASS DOOR ENCLOSURE.
6. LINE OF CEILING ABOVE.

(E) EGRESS WINDOW
(T) TEMPERED GLASS WINDOW

ZAMPOLIN & ASSOCIATES
ARCHITECTS

187 FAIRVIEW AVENUE
WESTWOOD, NJ 07675
T 201 358 1166
F 201 358 1175

ROBERT E. ZAMPOLIN, A.I.A.

NJ	09185	MA	9115
CA	C 25924	NH	2567
CT	8731	NY	023710
DE	SS-0005980	OH	10367
FL	AR-92829	PA	RA-013961-B
ID	AR-984585	SD	8553
IL	001-013391	VA	13327
IN	AR10000277	VT	2433
MD	10033	WY	C-1733

© ALL RIGHTS RESERVED

THIS DRAWING, THE DESIGN INDICATED, THE FORMAT AND ARRANGEMENTS ARE THE PROPERTY OF ZAMPOLIN AND ASSOCIATES. ANY USE OR REUSE OF ORIGINAL OR ALTERED DESIGN MATERIALS BY THE CLIENT, AGENTS OF THE CLIENT OR OTHER PARTIES WITHOUT THE REVIEW AND WRITTEN APPROVAL OF THE DESIGN PROFESSIONAL SHALL BE AT THE SOLE RISK OF THE OTHERS. FURTHERMORE, THE CLIENT AGREES TO DEFEND, INDEMNIFY AND HOLD THE DESIGN PROFESSIONAL HARMLESS FROM ALL CLAIMS, INJURIES, DAMAGES, LOSSES, EXPENSES, AND ATTORNEY FEES ARISING OUT OF MODIFICATION OR REUSE OF THESE MATERIALS.

THE GENERAL CONTRACTOR AND / OR ALL SUB-CONTRACTORS WORKING FROM THESE PLANS AND SPECIFICATIONS ARE NOT TO SCALE SUCH INFORMATION BUT TO CONTACT THE ARCHITECT OR HIS REPRESENTATIVE REGARDING MEASUREMENTS. IF DIMENSIONS DO NOT APPEAR TO BE CORRECT, ADD UP PROPERLY OR SCALE CORRECTLY TO THE INDICATED SIZE.

REVISIONS

DATE	REV. BY	REV. #	REVISIONS / SUBMISSION

PROJECT:

9 MOUNTAINVIEW, LLC

6 CHESTNUT ROAD
CHATHAM, NEW JERSEY

DRAWN BY:		S.G. / J.G.E.
REVIEWED BY:		R.E.Z.
PROJECT NUMBER:		18-011
SCHEMATIC SET	DATE:	1-17-18
PROGRESS SET	DATE:	2-15-18
BID SET	DATE:	
PERMIT SET	DATE:	3-16-18
RECORD SET	DATE:	

SECOND FLOOR PLAN

DRAWING NO.

A3

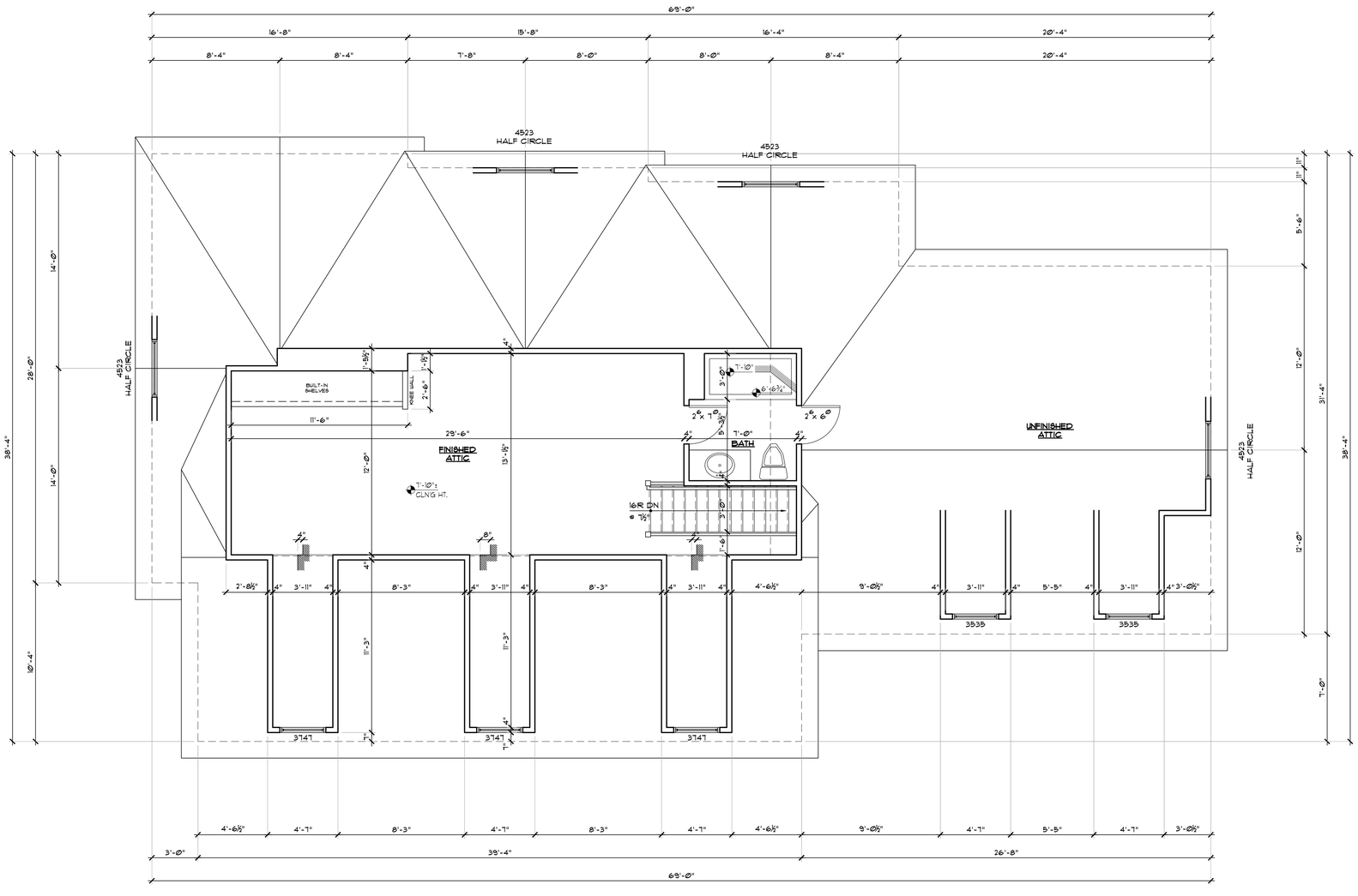

ATTIC PLAN

SCALE: 1/4" = 1'-0"

ZAMPOLIN & ASSOCIATES
ARCHITECTS

187 FAIRVIEW AVENUE
WESTWOOD, NJ 07675
T 201 358 1166
F 201 358 1175

ROBERT E. ZAMPOLIN, A.I.A.

NJ	09185	MA	9115
CA	C 25924	NH	2567
CT	8731	NY	023710
DE	55-0005980	OH	10367
FL	AR-92829	PA	RA-013961-B
ID	AR-984585	SD	8553
IL	001-013391	VA	13327
IN	AR10000277	VT	2433
MD	10033	WY	C-1733

© ALL RIGHTS RESERVED

THIS DRAWING, THE DESIGN INDICATED, THE FORMAT AND ARRANGEMENTS ARE THE PROPERTY OF ZAMPOLIN AND ASSOCIATES. ANY USE OR REUSE OF ORIGINAL OR ALTERED DESIGN MATERIALS BY THE CLIENT, AGENTS OF THE CLIENT OR OTHER PARTIES WITHOUT THE REVIEW AND WRITTEN APPROVAL OF THE DESIGN PROFESSIONAL SHALL BE AT THE SOLE RISK OF THE OTHERS. FURTHERMORE, THE CLIENT AGREES TO DEFEND, INDEMNIFY AND HOLD THE DESIGN PROFESSIONAL HARMLESS FROM ALL CLAIMS, INJURIES, DAMAGES, LOSSES, EXPENSES, AND ATTORNEY FEES ARISING OUT OF MODIFICATION OR REUSE OF THESE MATERIALS.

THE GENERAL CONTRACTOR AND / OR ALL SUB-CONTRACTORS WORKING FROM THESE PLANS AND SPECIFICATIONS ARE NOT TO SCALE SUCH INFORMATION BUT TO CONTACT THE ARCHITECT OR HIS REPRESENTATIVE REGARDING MEASUREMENTS. IF DIMENSIONS DO NOT APPEAR TO BE CORRECT, ADD UP PROPERLY OR SCALE CORRECTLY TO THE INDICATED SIZE.

REVISIONS

DATE	REV. BY	REV. #	REVISIONS / SUBMISSION

PROJECT:

9 MOUNTAINVIEW, LLC
6 CHESTNUT ROAD
CHATHAM, NEW JERSEY

DRAWN BY:		S.G. / J.G.E.
REVIEWED BY:		R.E.Z.
PROJECT NUMBER:		18-011
SCHEMATIC SET	DATE:	1-17-18
PROGRESS SET	DATE:	2-15-18
BID SET	DATE:	
PERMIT SET	DATE:	3-16-18
RECORD SET	DATE:	

ATTIC PLAN

DRAWING NO.

A4

FRONT ELEVATION

SCALE: 1/4" = 1'-0"

ELEVATION NOTES:

1. LOW PROFILE RIDGE VENT.
2. FIBERGLASS REINFORCED ASPHALT ROOF SHINGLES OVER 1 LAYER 15lbs. ROOFING FELT WITH ⅝" EXTERIOR PLYWOOD SHEATHING.
3. PRE-FINISHED STANDING SEAM METAL ROOF OVER 30lb. ROOFING FELT AND ¾" EXTERIOR PLYWOOD SHEATHING.
4. 2" THK. STONE VENEER/WATERTABLE W/ GALVANIZED WALL ANCHORS @ 24" O.C. HORIZ. AND VERT.
5. HARDIE PLANK CEMENT BOARD SIDING OVER TYVEK WRAP, STYLE & COLOR AS SELECTED BY OWNER & ARCHITECT.
6. SPECTIS DRWND SURROUND.
7. SPECTIS HEAD & SILL.
8. SPECTIS COLUMNS W/ RECESSED PANEL.
9. PELLA DOUBLE HUNG/PICTURE WINDOWS & DOORS. SEE FLOOR PLANS FOR MODEL #. (TEMPERED GLASS AS REQUIRED BY CODE)
10. PRE-FINISHED ALUMINUM GUTTERS, LEADERS CONNECT TO STORM DRAINS SYSTEM.
11. WOOD OVERHEAD DOORS PRIME AND PAINT THREE COATS. FINISH GRADE. (REFER TO SITE PLAN)
12. 'SUPERIOR WALL' FOUNDATION. (REFER TO FNDN PLAN & MANUFACTURER DRAWINGS)
13. 36"/42" HIGH RAILING TO MEET ANY AND ALL LOCAL CODES, OWNER TO DETERMINE MATERIAL AND DESIGN.
14. DECORATIVE EXTERIOR LANTERNS.
15. SPECTIS CROWN MOULDING.
16. SPECTIS RECESSED PANEL.
17. STEPS TO GRADE. (REFER TO FINAL SITE PLAN)
18. AZEK WINDOW SHUTTERS OR APPROVED EQUAL.

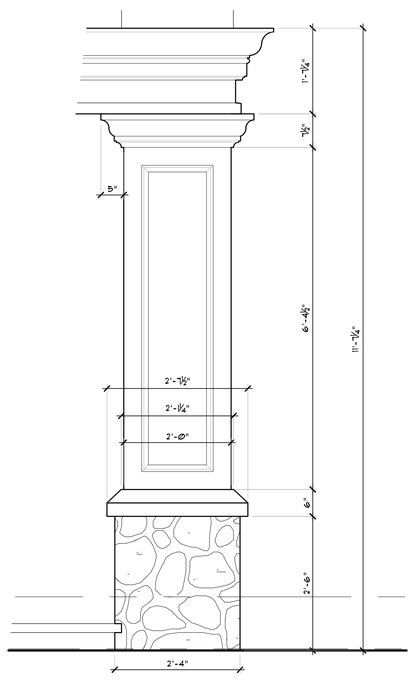

1/A6 ENTRY DETAIL

SCALE: 3/4" = 1'-0"

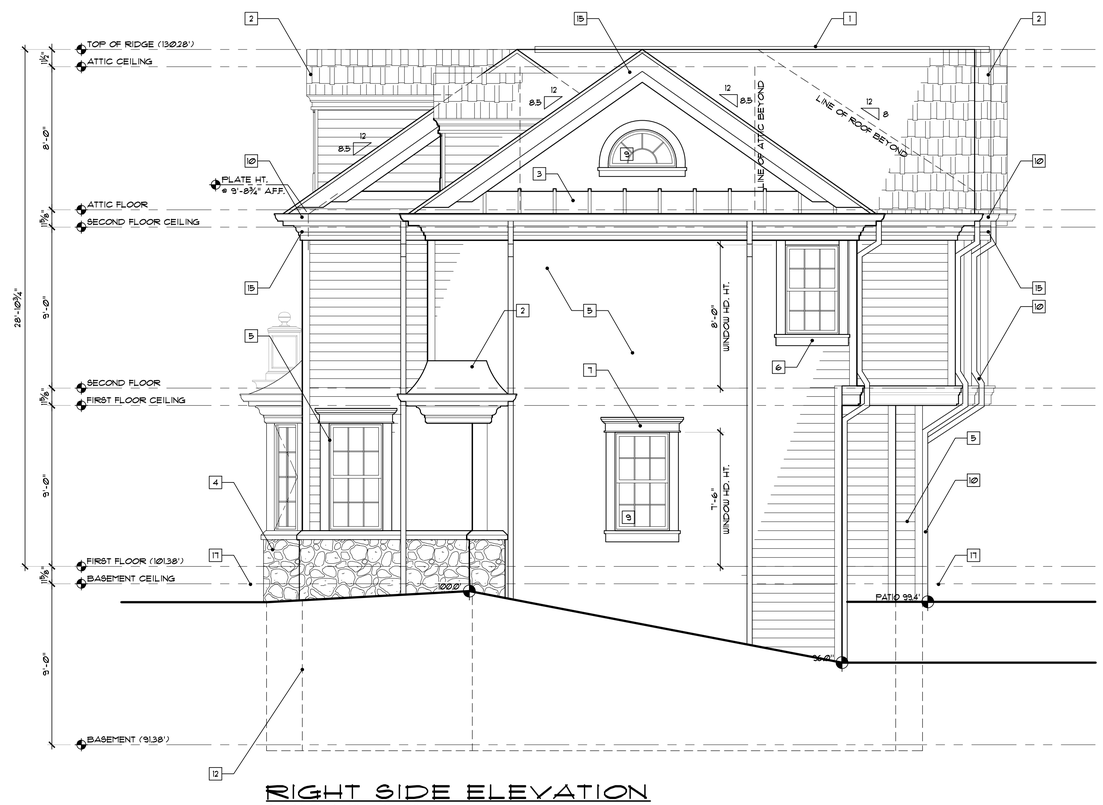

RIGHT SIDE ELEVATION

SCALE: 1/4" = 1'-0"

FLOOR PLAN

N

ZAMPOLIN & ASSOCIATES
ARCHITECTS

187 FAIRVIEW AVENUE
WESTWOOD, NJ 07675
T 201 358 1166
F 201 358 1175

ROBERT E. ZAMPOLIN, A.I.A.

NJ	09185	MA	9115
CA	C 25924	NH	2567
CT	8731	NY	023710
DE	55-0005980	OH	10367
FL	AR-92829	PA	RA-013961-B
ID	AR-984585	SD	8553
IL	001-013391	VA	13327
IN	AR10000277	VT	2433
MD	10033	WY	C-1733

© ALL RIGHTS RESERVED

THIS DRAWING, THE DESIGN INDICATED, THE FORMAT AND ARRANGEMENTS ARE THE PROPERTY OF ZAMPOLIN AND ASSOCIATES. ANY USE OR REUSE OF ORIGINAL OR ALTERED DESIGN MATERIALS BY THE CLIENT, AGENTS OF THE CLIENT OR OTHER PARTIES WITHOUT THE REVIEW AND WRITTEN APPROVAL OF THE DESIGN PROFESSIONAL SHALL BE AT THE SOLE RISK OF THE OTHERS. FURTHERMORE, THE CLIENT AGREES TO DEFEND, INDEMNIFY AND HOLD THE DESIGN PROFESSIONAL HARMLESS FROM ALL CLAIMS, INJURIES, DAMAGES, LOSSES, EXPENSES, AND ATTORNEY FEES ARISING OUT OF MODIFICATION OR REUSE OF THESE MATERIALS.

THE GENERAL CONTRACTOR AND / OR ALL SUB-CONTRACTORS WORKING FROM THESE PLANS AND SPECIFICATIONS ARE NOT TO SCALE SUCH INFORMATION BUT TO CONTACT THE ARCHITECT OR HIS REPRESENTATIVE REGARDING REQUIREMENTS IF DIMENSIONS DO NOT APPEAR TO BE CORRECT, ADD UP PROPERLY OR SCALE CORRECTLY TO THE INDICATED SIZE.

REVISIONS

DATE	REV. BY	REV. #	REVISIONS / SUBMISSION

PROJECT:

9 MOUNTAINVIEW, LLC

6 CHESTNUT ROAD
CHATHAM, NEW JERSEY

DRAWN BY:		S.G. / J.G.E.
REVIEWED BY:		R.E.Z.
PROJECT NUMBER:		18-011
SCHEMATIC SET	DATE:	1-17-18
PROGRESS SET	DATE:	2-15-18
BID SET	DATE:	
PERMIT SET	DATE:	3-16-18
RECORD SET	DATE:	

FRONT & RIGHT SIDE ELEVATION

DRAWING NO.

A6

REAR ELEVATION

SCALE: 1/4" = 1'-0"

ELEVATION NOTES:

1. LOW PROFILE RIDGE VENT.
2. FIBERGLASS REINFORCED ASPHALT ROOF SHINGLES OVER 1 LAYER 15lbs. ROOFING FELT WITH ⅝" EXTERIOR PLYWOOD SHEATHING.
3. PRE-FINISHED STANDING SEAM METAL ROOF OVER 30lb. ROOFING FELT AND ¾" EXTERIOR PLYWOOD SHEATHING.
4. 2" THK. STONE VENEER/WATERTABLE W/ GALVANIZED WALL ANCHORS @ 24" O.C. HORIZ. AND VERT.
5. HARDIE PLANK CEMENT BOARD SIDING OVER TYVEK WRAP, STYLE & COLOR AS SELECTED BY OWNER & ARCHITECT.
6. SPECTIS DRWND SURROUND.
7. SPECTIS HEAD & SILL.
8. SPECTIS COLUMNS W/ RECESSED PANEL.
9. PELLA DOUBLE HUNG/PICTURE WINDOWS & DOORS. SEE FLOOR PLANS FOR MODEL #. (TEMPERED GLASS AS REQUIRED BY CODE)
10. PRE-FINISHED ALUMINUM GUTTERS, LEADERS CONNECT TO STORM DRAINS SYSTEM.
11. WOOD OVERHEAD DOORS PRIME AND PAINT THREE COATS. FINISH GRADE. (REFER TO SITE PLAN)
12. 'SUPERIOR WALL' FOUNDATION. (REFER TO FNDN PLAN & MANUFACTURER DRAWINGS)
13. 36"/42" HIGH RAILING TO MEET ANY AND ALL LOCAL CODES, OWNER TO DETERMINE MATERIAL AND DESIGN.
14. DECORATIVE EXTERIOR LANTERNS.
15. SPECTIS CROWN MOULDING.
16. SPECTIS RECESSED PANEL.
17. STEPS TO GRADE. (REFER TO FINAL SITE PLAN)
18. AZEK WINDOW SHUTTERS OR APPROVED EQUAL.

LEFT SIDE ELEVATION

SCALE: 1/4" = 1'-0"

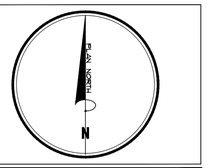

ZAMPOLIN & ASSOCIATES
ARCHITECTS

187 FAIRVIEW AVENUE
WESTWOOD, NJ 07675
T 201 358 1166
F 201 358 1175

ROBERT E. ZAMPOLIN, A.I.A.

NJ	09185	MA	9115
CA	C 25924	NH	2567
CT	8731	NY	023710
DE	SS-0005980	OH	10367
FL	AR-92829	PA	RA-013961-B
ID	AR-984585	SD	8553
IL	001-013391	VA	13327
IN	AR10000277	VT	2433
MD	10033	WY	C-1733

© ALL RIGHTS RESERVED

THIS DRAWING, THE DESIGN INDICATED, THE FORMAT AND ARRANGEMENTS ARE THE PROPERTY OF ZAMPOLIN AND ASSOCIATES. ANY USE OR REUSE OF ORIGINAL OR ALTERED DESIGN MATERIALS BY THE CLIENT, AGENTS OF THE CLIENT OR OTHER PARTIES WITHOUT THE REVIEW AND WRITTEN APPROVAL OF THE DESIGN PROFESSIONAL SHALL BE AT THE SOLE RISK OF THE OTHERS. FURTHERMORE, THE CLIENT AGREES TO DEFEND, INDEMNIFY AND HOLD THE DESIGN PROFESSIONAL HARMLESS FROM ALL CLAIMS, INJURIES, DAMAGES, LOSSES, EXPENSES, AND ATTORNEY FEES ARISING OUT OF MODIFICATION OR REUSE OF THESE MATERIALS.

THE GENERAL CONTRACTOR AND / OR ALL SUB-CONTRACTORS WORKING FROM THESE PLANS AND SPECIFICATIONS ARE NOT TO SCALE SUCH INFORMATION BUT TO CONTACT THE ARCHITECT OR HIS REPRESENTATIVE REGARDING REQUIREMENTS. IF DIMENSIONS DO NOT APPEAR TO BE CORRECT, ADD UP PROPERLY OR SCALE CORRECTLY TO THE INDICATED SIZE.

REVISIONS

DATE	REV. BY	REV. #	REVISIONS / SUBMISSION

PROJECT:

9 MOUNTAINVIEW, LLC

6 CHESTNUT ROAD
CHATHAM, NEW JERSEY

DRAWN BY:		S.G. / J.G.E.
REVIEWED BY:		R.E.Z.
PROJECT NUMBER:		18-011
SCHEMATIC SET	DATE:	1-17-18
PROGRESS SET	DATE:	2-15-18
BID SET	DATE:	
PERMIT SET	DATE:	3-16-18
RECORD SET	DATE:	

REAR & LEFT SIDE ELEVATION

DRAWING NO.

A7