BASEMENT PLAN NOTES:

1. 2x4 WD. STUDS 16" O.C. WITH ½" GYP. BD. FINISHED SIDE TYPICAL, AND 5 ½"
2. BATT. INSULATION & VAPOR BARRIER TO WARM SIDE.
3. COLUPN FROM ABOVE.
4. PROVIDE ACQ. TREATED WOOD SLEEPERS OVER SLAB, BUILD UP DECK AS REQUIRED TO MEET REQUIRED ELEVATION.
5. BUILT-IN SHELVING.
6. BARE CABINETS W/ COUNTER TOP.
7. CLOSET SHELF & ROD.
8. BARWLAND COUNTER TOP WITH CABINETS BELOW.

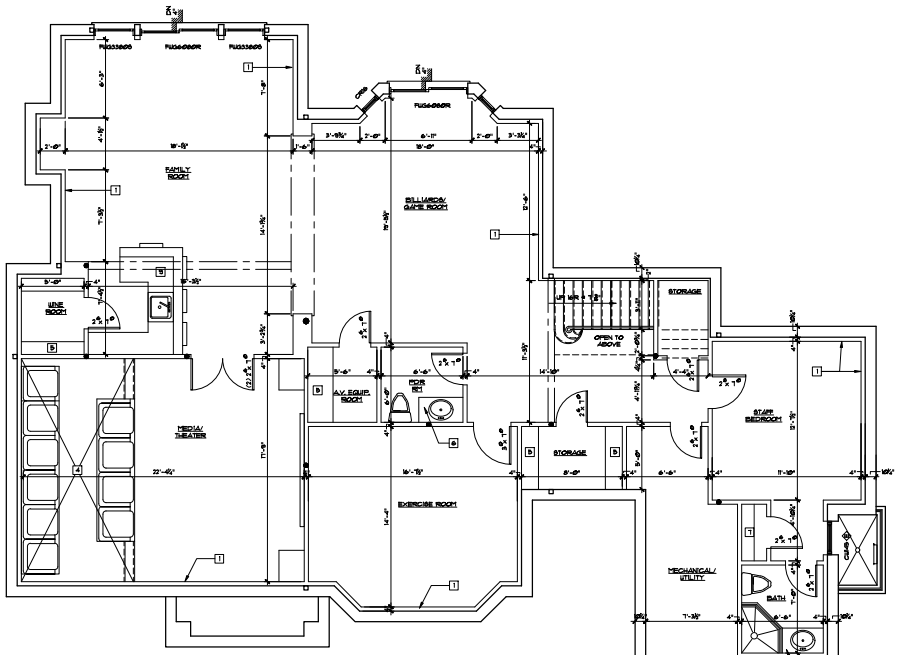

BASEMENT FLOOR PLAN

SCALE: 1/4"=1'-0"

ZAMPOLIN & ASSOCIATES
ARCHITECTS

181 FAIRVIEW AVENUE T 201 358 1166
WESTWOOD, N.J. 07675 F 201 358 1175

ROBERT E. ZAMPOLIN, A.I.A.
ARCHITECT

NJ	21126	MI	2561
CA	C 25424	NY	023712
CT	6731	OH	10361
DE	55-0005480	PA	RA-013916-B
FL	AR-12829	SD	6553
IL	021-012941	VA	13921
IN	AR10000271	VT	2433
MD	10099	WY	C-1733
MA	9115		

© ALL RIGHTS RESERVED

THIS DRAWING "AS EXISTS" INDICATES THE "DRAWN" AND MEASUREMENTS ARE THE PROPERTY OF ZAMPOLIN AND ASSOCIATES, INC. ANY USE OR REUSE OF SPECIAL OR ALTERED DESIGN WITHIN A DOT "AS EXIST" IDENTIFY OF THE DESIGN PROFESSIONAL SHALL BE AT THE SOLE RISK OF THE OWNER OR THE DESIGN PROFESSIONAL SHALL BE AT THE SOLE RISK OF THE OWNER. FURTHERMORE THE CLIENT AGREES TO DEFEND, INDEMNIFY AND HOLD THE DESIGN PROFESSIONAL HARMLESS FROM ANY AND ALL CLAIMS, LOSSES, EXPENSES, AND LITIGATION FEES ARISING OUT OF MISAPPLICATION OR REUSE OF THESE MATERIALS.

THE GENERAL CONTRACTOR AND / OR ALL SUB-CONTRACTORS WORKING FROM THESE PLANS AND SPECIFICATIONS ARE NOT TO SCALE/BLOCK INFORMATION BUT IS CONTRACTUALLY OBLIGATED ON HIS REPRESENTATIVE TO VERIFY ALL DIMENSIONS AND CONDITIONS IN THE FIELD BEFORE ELSE ASSEMBLY, USE OF PRINTING OR SCALE CORRECTLY TO THE INDICATED SIZE.

REVISIONS			
DATE	REV. BY	REV. #	REVISIONS / SUBMISSION

ELITE DEVELOPEMENT

PROJECT:

31 HILLTOP TERRACE

CHATHAM NJ

DRAWN BY:	G.K.
REVIEWED BY:	R.E.Z.
PROJECT NUMBER:	17-006

SCHEMATIC SET	DATE:	
PROGRESS SET	DATE:	
BID SET	DATE:	
PERMIT SET	DATE:	9-21-2017
RECORD SET	DATE:	

BASEMENT PLAN

DRAWING NO.

A1.1

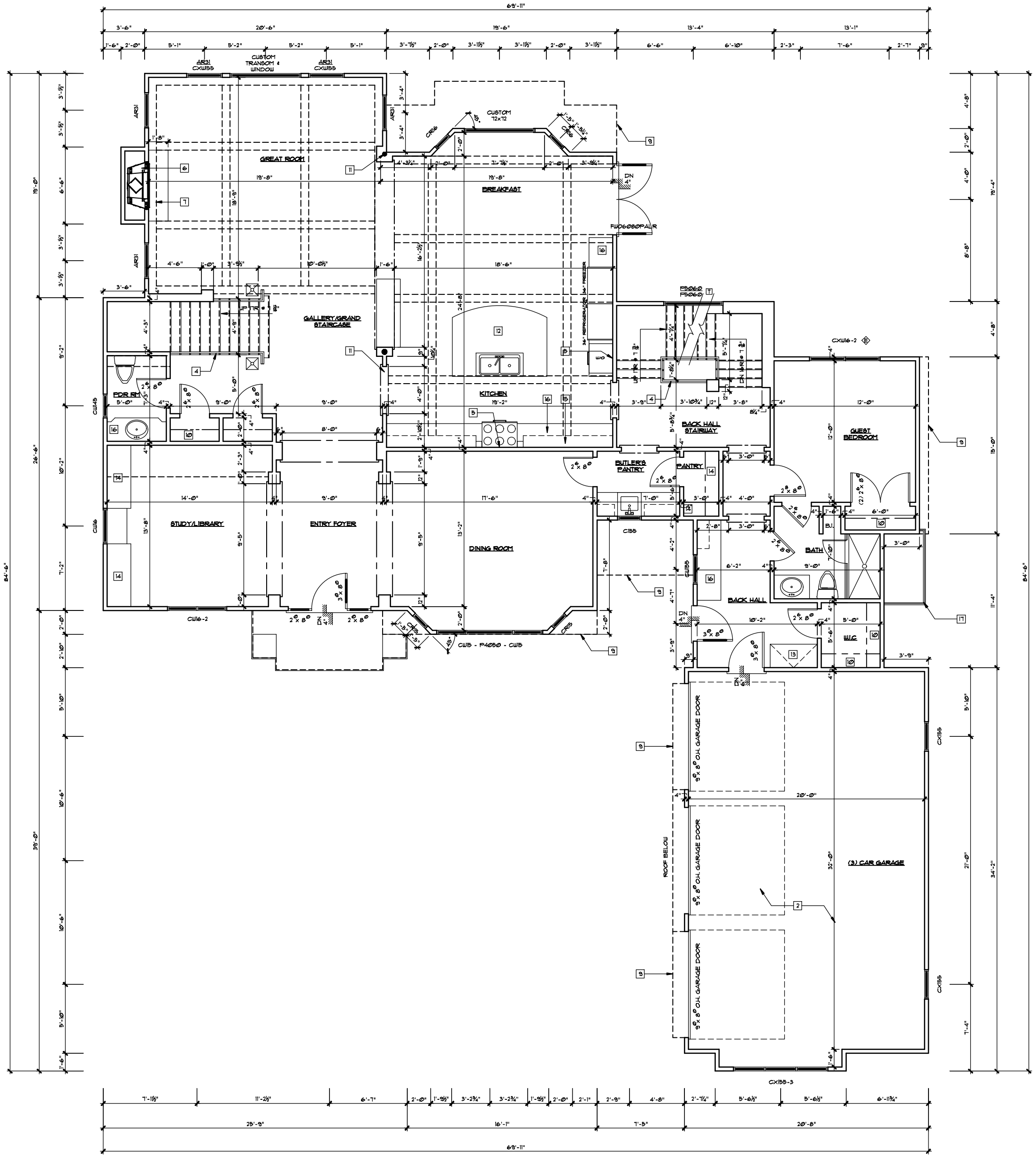

FIRST FLOOR PLAN

SCALE: 1/4"=1'-0"

FIRST FLOOR PLAN NOTES:

1. 2X4 WD. STUDS @ 16" O.C. W/ BATT. INSULATION AND 1/2" GYP. BD. EACH SIDE TYPICAL.
2. GARAGE CEILING TO HAVE 1 HOUR RATED ASSEMBLY B ICC-ES EVALUATION REPORT ESR-1153 (2) LAYERS OF 1/2" THK. "USG SHEETROCK BRAND FORECODE C GYPSUM PANELS". GARAGE WALLS TO HAVE 5/8" TYPE "X" FIRE RATED GYP. BD. UL DESIGN #U333. CEILINGS TO HAVE 9" THK. INSULATION (R-30).
3. 3/4" HR. RATED DOOR W/ CLOSER.
4. STAIR RAILING MIN 30", MAX 38" HIGH ABOVE STAIR NOSING. INTERMEDIATE RAILS SPACED SO THAT A 4" DIAMETER SPHERE CANNOT PASS THROUGH AT ANY POINT, PER N.J. I.R.C. 2015.
5. GAS CONNECTION FOR RANGE/OVEN.
6. ZERO CLEARANCE PRE FAB FIREPLACE AND INSULATED METAL FLUE, ALL UL LABELED MAINTAIN REQUIRED CLEARANCE TO COMBUSTIBLES.(MAKE AND MODEL' NUMBER IF KNOWN.)
7. FLUSH HEARTH MIN. 20" DEEP AND 12" BEYOND EACH SIDE AT FIREPLACE OPENING.
8. STAIRS TO GRADE COORD. W/ LATEST SITE PLAN.
9. LINE OF FLOOR ABOVE.
10. CLOSET SHELF & ROD.
11. STRUCTURAL STEEL COLUMN- SEE FRAMING PLANS.
12. BAR/ISLAND COUNTER TOP WITH CABINETS BELOW.
13. STORAGE BENCH.
14. BUILT IN SHELVING.
15. UPPER CABINETS.
16. BASE CABINETS.
17. 36"/42" HIGH RAILING TO MEET ANY AND ALL LOCAL CODES, OWNER TO DETERMINE MATERIAL AND DESIGN.

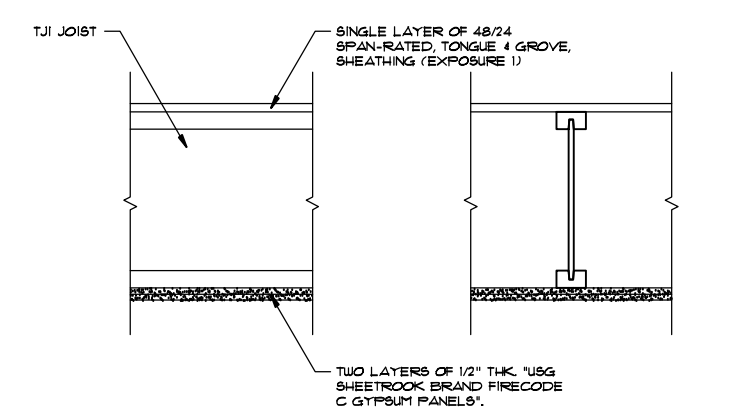

FLOOR/CEILING ASSEMBLY DETAIL

SCALE: 1 1/2"=1'-0"

ASSEMBLY B (ONE HOUR FIRE-RESISTANCE-RATED ROOF-CEILING OR FLOOR-CEILING ASSEMBLY)

ICC-ES EVALUATION REPORT - ESR-1153

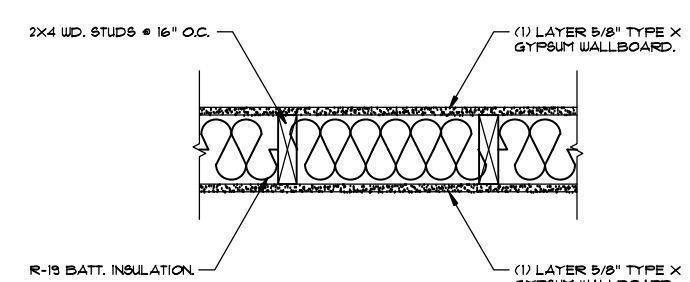

GARAGE WALL ASSEMBLY DETAIL

SCALE: 1 1/2"=1'-0"

1 HOUR RATED WALL UL DESIGN U333

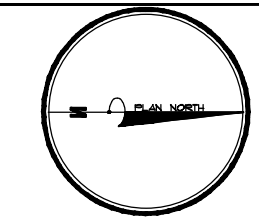

ZAMPOLIN & ASSOCIATES
ARCHITECTS
187 FAIRVIEW AVENUE WESTWOOD, NJ 07675
T 201 358 1166
F 201 358 1175

ROBERT E. ZAMPOLIN, A.I.A.
ARCHITECT

NJ	09185	NH	2567
CA	C 25924	NY	023770
CT	8731	OH	10367
DE	S5-0005980	PA	RA-013961-B
FL	AR-92829	SD	8553
IL	001-013391	VA	13327
IN	AR10000277	VT	2433
MD	10033	WY	C-1733
MA	9115		

© ALL RIGHTS RESERVED

THIS DRAWING, THE DESIGN INDICATED, THE FORMAT AND ARRANGEMENTS ARE THE PROPERTY OF ZAMPOLIN AND ASSOCIATES. ANY USE OR REUSE OF ORIGINAL OR ALTERED DESIGN MATERIALS BY THE CLIENT, AGENTS OF THE CLIENT OR OTHER PARTIES WITHOUT THE REVIEW AND WRITTEN APPROVAL OF THE DESIGN PROFESSIONAL SHALL BE AT THE SOLE RISK OF THE OTHERS. FURTHERMORE THE CLIENT AGREES TO DEFEND, INDEMNIFY AND HOLD THE DESIGN PROFESSIONAL HARMLESS FROM ALL CLAIMS, INJURIES, DAMAGES, LOSSES, EXPENSES, AND ATTORNEY FEES ARISING OUT OF MODIFICATION OR REUSE OF THESE MATERIALS.

THE GENERAL CONTRACTOR AND / OR ALL SUB-CONTRACTORS WORKING FROM THESE PLANS AND SPECIFICATIONS ARE NOT TO SCALE SUCH INFORMATION, BUT TO CONTACT THE ARCHITECT OR HIS REPRESENTATIVE REGARDING MEASUREMENTS. IF SUCH MEASUREMENTS DO NOT APPEAR TO BE CORRECT, ADD UP PROPERLY OR SCALE CORRECTLY TO THE INDICATED SIZE.

REVISIONS

DATE	REV. BY	REV. #	REVISIONS / SUBMISSION

ELITE DEVELOPEMENT

PROJECT:

31 HILLTOP TERRACE

CHATHAM NJ

DRAWN BY:			C.R.
REVIEWED BY:			R.E.Z.
PROJECT NUMBER:			17-006
SCHEMATIC SET		DATE:	
PROGRESS SET		DATE:	
BID SET		DATE:	
PERMIT SET		DATE:	3-21-2017
RECORD SET		DATE:	

FIRST FLOOR PLAN

DRAWING NO.

A2

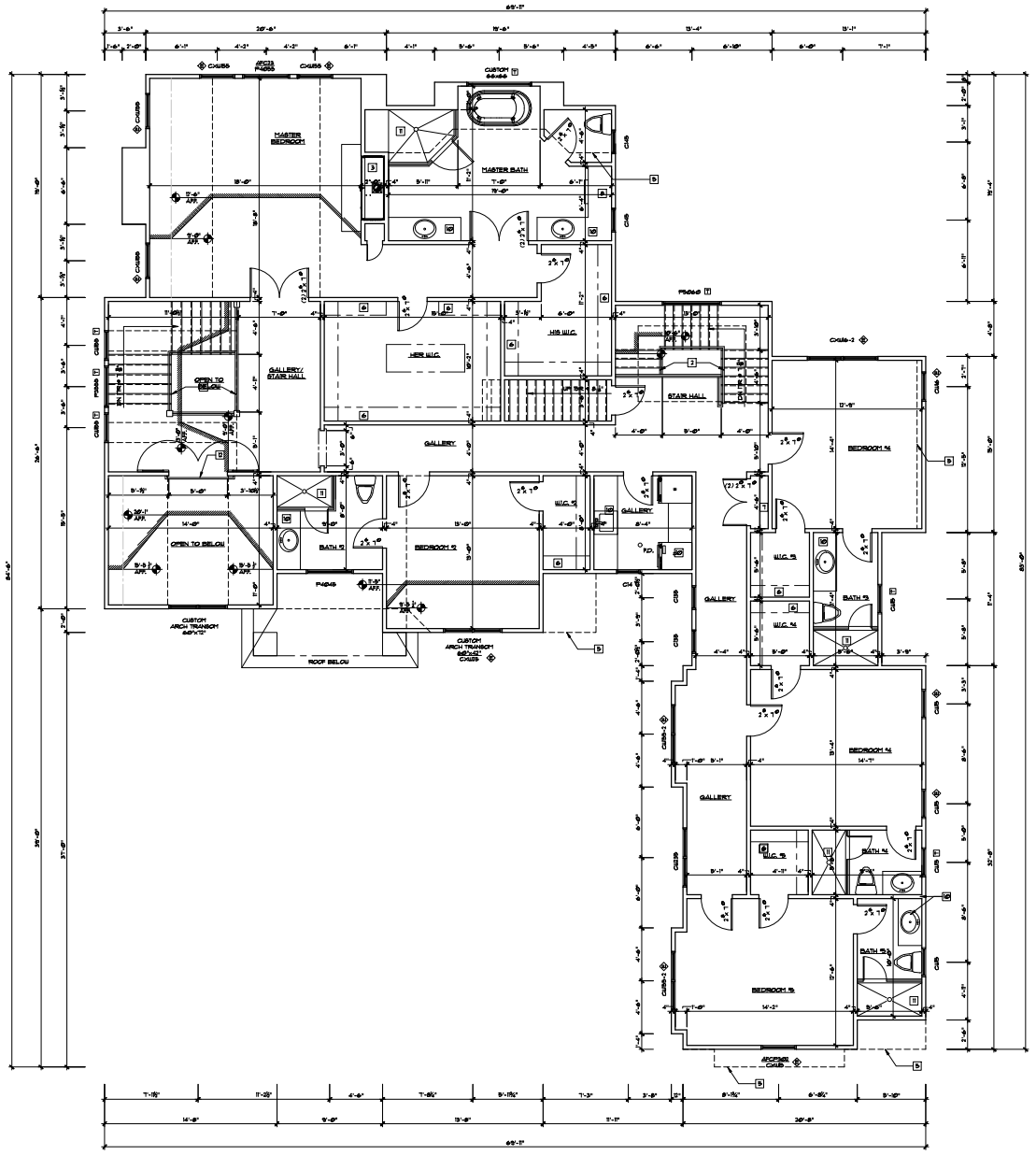

SECOND FLOOR PLAN NOTES:

1. 2X4 SID. STUDS @ 16" OC. W/ BATT. INSULATION AND ½" GYP. BD. EACH SIDE TYPICAL.
2. STAIR RAILING MIN 36", MAX 38" HIGH ABOVE STAIR NOSING. INTERMEDIATE RAILS SPACED SO THAT A 4" DIAMETER SPHERE CANNOT PASS THROUGH AT ANY POINT, PER N.J. HAC 5:23.
3. ZERO CLEARANCE FIRE PAN FIREPLACE AND INSULATED METAL FLUE. ALL UL LABELED MAINTAIN REQUIRED CLEARANCE TO COMBUSTIBLE/MAKE AND MODEL NUMBER IF KNOWN.
4. FLUSH HEARTH MIN. 20" DEEP AND 12" BEYOND EACH SIDE AT FIREPLACE OPENING.
5. LINE OF FLOOR BELOW.
6. CLOSET SHELF & ROD.
7. BUILT IN SHELVING.
8. PARGE UP TABLE.
9. 48" KNEE WALL.
10. BASE CABINETS.
11. TILE SHOWER ENCLOSURE WITH TEMPERED GLASS DOOR ENCLOSURE.
12. 36"/42" HIGH RAILING TO MEET ANY AND ALL LOCAL CODES, OWNER TO DETERMINE MATERIAL AND DESIGN.

SECOND FLOOR PLAN

SCALE: 1/4"=1'-0"

ZAMPOLIN & ASSOCIATES
ARCHITECTS

101 FAIRVIEW AVENUE T 201.358.1166
WESTWOOD, N.J. 07675 F 201.358.1175

ROBERT E. ZAMPOLIN, A.I.A.
ARCHITECT

NJ	21115	NY	25961
CA	C 25424	NY	023770
CT	8731	OH	10361
DE	55-0005480	PA	RA-013961-R
FL	AR-12629	SD	5553
IL	001-015991	VA	19321
IN	AR10900277	VT	2433
MD	10288	WV	0-1733
MA	9115		

© ALL RIGHTS RESERVED

THIS DRAWING, THE DESIGN INDICATED, THE FORMAT AND ARRANGEMENTS ARE THE PROPERTY OF ZAMPOLIN AND ASSOCIATES, N.J. LLC OR ISSUE OF OR SALE OF ALTERED DESIGN MATERIALS BY THE CLIENT, AGENTS OF THE CLIENT OR ANY OTHER PERSON OR FIRM WITHOUT THE EXPRESS WRITTEN CONSENT OF THE ZAMPOLIN ARCHITECTURAL GROUP, INC. IS PROHIBITED. ANY UNAUTHORIZED USE SHALL BE AT THE SOLE RISK OF THE OWNER. PERFORMANCE THE CLIENT AGREES TO DEFEND, INDEMNIFY AND HOLD THE ZAMPOLIN ARCHITECTURAL GROUP, INC. HARMLESS FROM ANY AND ALL LOSS, DAMAGE, CLAIMS, EXPENSES AND ATTORNEY'S FEES ARISING OUT OF THE UNAUTHORIZED REUSE OF THESE PLANS BY CLIENT OR ANY PERSON OR FIRM ACTING ON BEHALF OF THE CLIENT.

THE GENERAL CONTRACTOR AND / OR ALL SUB-CONTRACTORS SHALL REVIEW THESE PLANS AND SPECIFICATIONS AND ALERT TO SCALE BOOK DISCREPANCIES, BUILT IN CONFLICTS, AND ANY OMISSIONS OR DISCREPANCIES BEFORE THEY ARE INCORPORATED INTO THE CONSTRUCTION. ALL DIMENSIONS ARE TO BE VERIFIED IN THE FIELD BY THE CONTRACTOR. DO NOT SCALE DRAWINGS. ANY OMISSIONS OR DISCREPANCIES SHALL BE BROUGHT TO THE ATTENTION OF THE ARCHITECT BEFORE PROCEEDING WITH THE WORK.

REVISIONS			
DATE	REV. BY	REV. #	REVISIONS / SUBMISSION

ELITE DEVELOPEMENT

PROJECT:

31 HILLTOP TERRACE

CHATHAM NJ

DRAWN BY:	C.R.
REVIEWED BY:	R.E.Z.
PROJECT NUMBER:	17-009

SCHEMATIC SET	DATE:	
PROGRESS SET	DATE:	
BID SET	DATE:	
PERMIT SET	DATE:	3-21-2017
RECORD SET	DATE:	

SECOND FLOOR PLAN

DRAWING NO.

A3

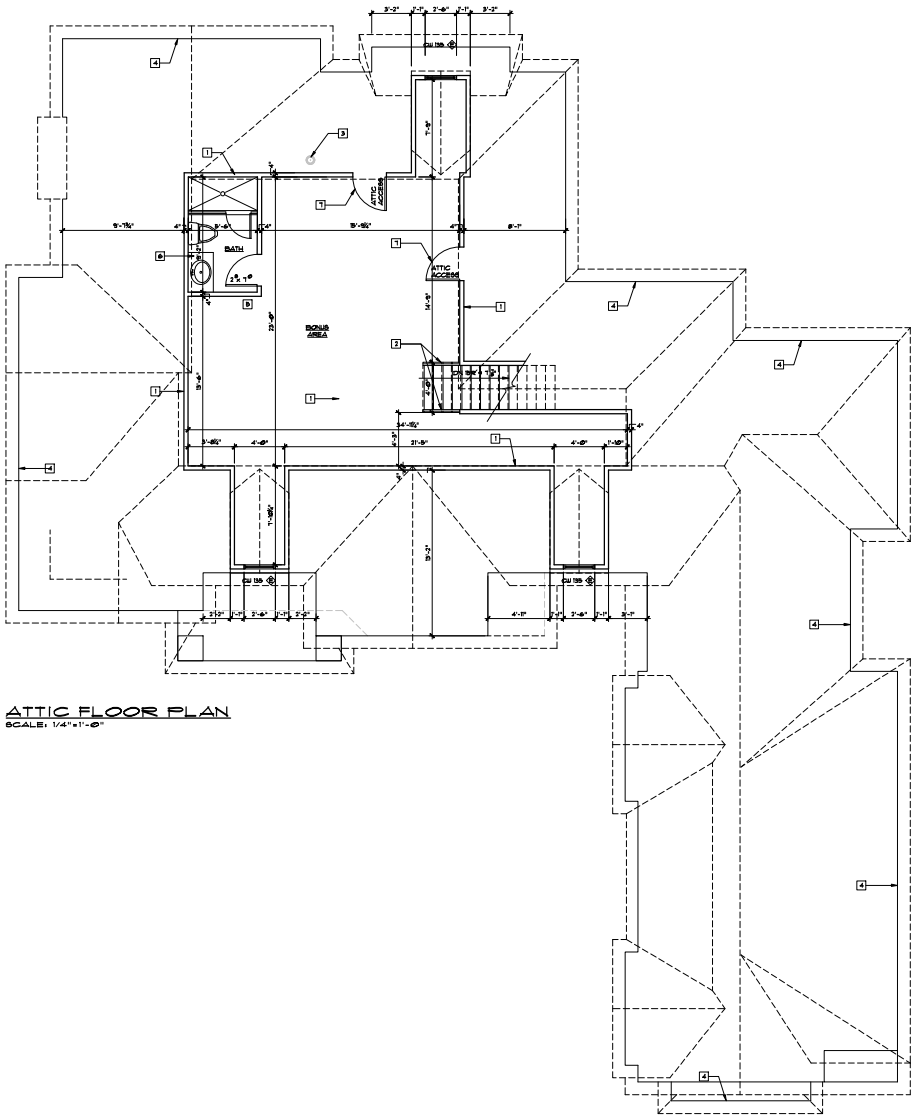

ATTIC FLOOR PLAN
SCALE: 1/4"=1'-0"

ROOF NOTES:

1. RIDGE VENT WITH INSECT SCREEN AND WEATHER BAFFLE, TYPICAL ALONG ALL RIDGES.
2. FIBERGLASS REINFORCED ASPHALT ROOF SHINGLES OVER 1 LAYER
30pc. ROOFING FELT WITH ½" EXTERIOR PLYWOOD SHEATHING.
3. PREFINISHED STANDING SEAM METAL ROOF OVER 30lbs. ROOFING FELT AND ½" EXTERIOR PLYWOOD SHEATHING.
4. SINGLE PLY MEMBRANE ROOFING MECHANICALLY FASTENED TO PLYWOOD SHEATHING. INSTALL AS PER MANUFACTURERS SPECS. (TYPICAL) FOR ALL FLAT ROOF AREAS.
5. .032" THK. EXPOSED COPPER FLASHING, TYPICAL AT ALL DORMERS AND ROOF PENETRATIONS.
6. LEADER LOCATION COORDINATE W/ ELEVATIONS, CONNECT TO STORM DRAINAGE SYSTEM (TYP.)
7. PRE-FINISHED ALUMINUM GUTTERS, LEADERS CONNECT TO STORM DRAIN SYSTEM.
8. ALL ROOF PENETRATIONS TO BE FLASHED AND COUNTER FLASHED W/ LEAD COATED COPPER MIN. 4" EXPOSURE.
9. CRICKET (FLASH AND COUNTER FLASH AS REQUIRED.)
10. MECHANICAL ROOF VENTILATION MIN 1688 CFM (TYPICAL)
11. INSULATED METAL FLUE (UL LABEL) FOR PRE-FAB FIREPLACE, TERMINATE ABOVE ROOF AS REQ'D BY CODE.
12. ICE&WATER SHIELD AT ALL HIPS,EVES, VALLEYS AND AROUND BUILDING PERIMETER. MUST BE MEASURED 2'-0" FROM THE INSIDE FACE OF EXTERIOR STUD WALL.
13. LINE OF WALL BELOW.

ZAMPOLIN & ASSOCIATES
ARCHITECTS
101 FAIRVIEW AVENUE T 201.358.1166
WESTWOOD, NJ 07675 F 201.358.1175

ROBERT E. ZAMPOLIN, A.I.A.
ARCHITECT

NJ	21126	NY	25421
CA	C 25624	NY	023710
CT	8731	OH	10361
DE	SS-0005480	PA	RA-013961-B
FL	AR-12629	SD	5553
IL	001-019891	VA	19921
IN	AR10003277	VT	2423
MD	10288	WV	0-1733
MA	9115		

© ALL RIGHTS RESERVED
THIS DRAWING, AS DESIGN INDICATED, THE FORM AND ARRANGEMENTS ARE THE PROPERTY OF ZAMPOLIN AND ASSOCIATES. ANY USE OR REUSE OF ORIGINAL OR ALTERED DESIGN WITHOUTA LEGAL BY THE CLIENT, AGENTS OF THE CLIENT, OR ANY OTHER PERSON OR ENTITY WITHOUT THE EXPRESS WRITTEN CONSENT OF THE DESIGN PROFESSIONAL SHALL BE AT THE SOLE RISK OF THE OWNER, WHICH BY ACCEPTANCE THE CLIENT AGREES TO DEFEND, INDEMNIFY AND HOLD THE DESIGN PROFESSIONAL HARMLESS FROM ALL CLAIMS, DAMAGES AND EXPENSES, INCLUDING ATTORNEYS' FEES AND COURT COSTS, ARISING OUT OF ANY REUSE OF THESE MATERIALS.
THE GENERAL CONTRACTOR AND / OR ALL SUB-CONTRACTORS WORKING FROM THESE PLANS AND SPECIFICATIONS ARE NOT TO SCALE/BLOCK INFORMATION BUT IS TO CONTACT THE ARCHITECT OR HIS REPRESENTATIVE FOR ANY DIMENSIONS NOT SHOWN OR ANY DISCREPANCIES. ALL DIMENSIONS ARE TO BE CHECKED AND VERIFIED BY THE CONTRACTOR PRIOR TO THE ORDERING AND / OR PROVIDING OF ANY SCALE DEPENDENT ITEMS.

REVISIONS

DATE	REV. BY	REV. #	REVISIONS / SUBMISSION

ELITE
DEVELOPEMENT

PROJECT:
31 HILLTOP
TERRACE
CHATHAM NJ

DRAWN BY:	G.R.
REVIEWED BY:	R.E.Z.
PROJECT NUMBER:	17-006

SCHEMATIC SET	DATE:	
PROGRESS SET	DATE:	
BID SET	DATE:	
PERMIT SET	DATE:	3-21-2017
RECORD SET	DATE:	

ATTIC
PLAN

DRAWING NO.
A4

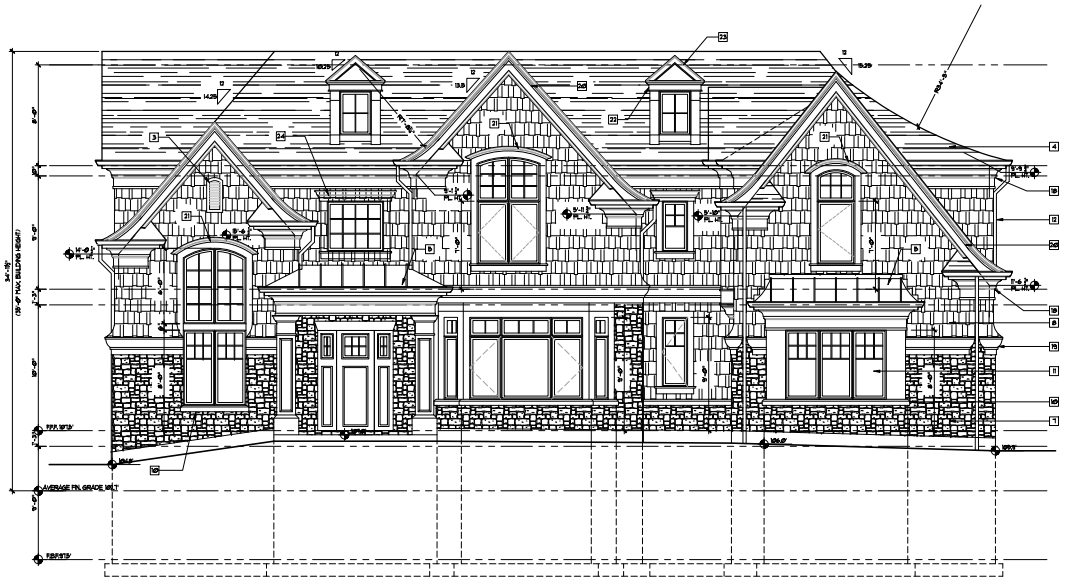

FRONT ELEVATION

SCALE: 1/4"=1'-0"

ELEVATION NOTES:

1. DECORATIVE FLUE CAP.
2. WOOD FRAME CHIMNEY W/ STONE
3. GABLE VENT
4. FIBERGLASS REINFORCED ASPHALT ROOF SHINGLES OVER 1 LAYER 15lbs. ROOFING FELT WITH ½" EXTERIOR PLYWOOD SHEATHING.
5. PREFINISHED STANDING SEAM METAL ROOF OVER 30lbs. ROOFING FELT AND ½" EXTERIOR PLYWOOD SHEATHING.
6. STEPPED LEAD COATED COPPER FLASHING.
7. CULTURED STONE VENEER OVER BUILDING WRAP W/ GALVANIZED STONE ANCHORS 24" O.C. MAX. HORIZ. & VERT. (TYPICAL)
8. HARDY PLANK CEMENT BOARD SIDING OVER TYVEK WRAP, STYLE & COLOR AS SELECTED BY OWNER & ARCHITECT.
9. PRECAST HEAD & SILL WITH ALL REQUIRED ANCHORS.
10. PRECAST CONCRETE WATER TABLE.
11. ANDERSEN CASEMENT WINDOW/DOOR SEE FLOOR PLANS FOR MODEL #. (TEMPERED GLASS AS REQUIRED BY CODE.)
12. PRE-FINISHED ALUMINUM GUTTERS, LEADERS CONNECT TO STORM DRAINS SYSTEM.
13. WOOD OVER-HEAD DOORS PRIME AND PAINT THREE COATS.
14. 36"/42" HIGH RAILING TO MEET ANY AND ALL LOCAL CODES, OWNER TO DETERMINE MATERIAL AND DESIGN.
15. FINISH GRADE REFER TO SITE PLAN.
16. STEP FOOTING/FOUNDATION UP TO MEET FOUNDATION AT GARAGE.
17. DECORATIVE EXTERIOR LANTERNS.
18. SPECTIS HOLDING MODEL # MD1782, MD1883
19. SPECTIS HOLDING MODEL # MD1419
20. SPECTIS HOLDING MODEL # MD 1241-2, MD 1882, MD 1782
21. SPECTIS HOLDING MODEL # MD 1268
22. SPECTIS HOLDING MODEL # MD 1282
23. SPECTIS HOLDING MODEL # MD 1284
24. SPECTIS HOLDING MODEL # MD 1281
25. SPECTIS HOLDING MODEL # MD 1213
26. SPECTIS HOLDING MODEL # MD 1215
27. SPECTIS HOLDING MODEL # MD 1898, MD 1782

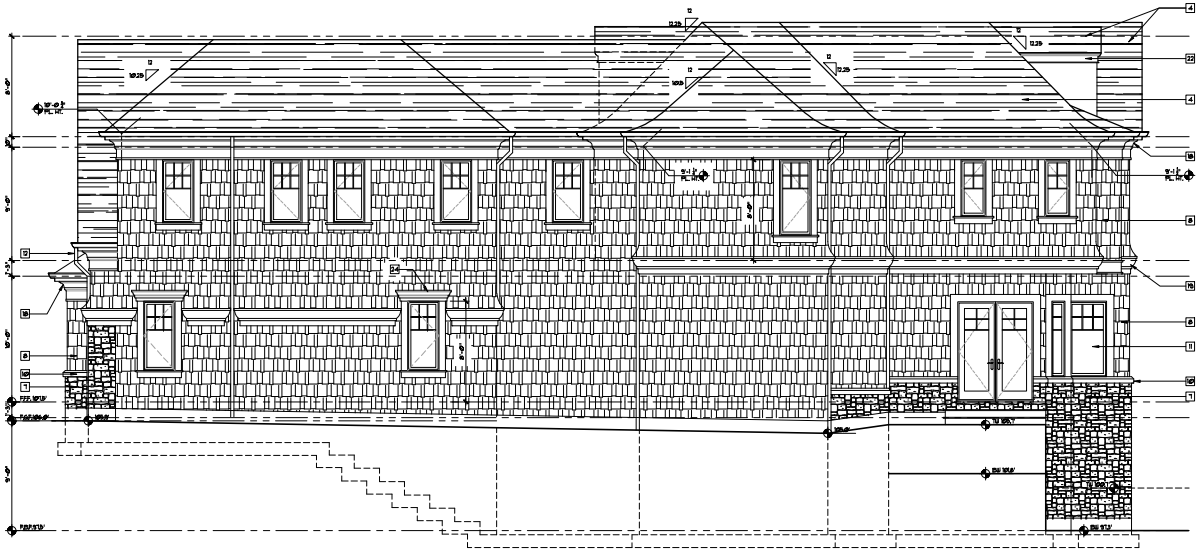

RIGHT SIDE ELEVATION

SCALE: 1/4"=1'-0"

ZAMPOLIN & ASSOCIATES
ARCHITECTS

161 FAIRVIEW AVENUE T 201.358.1166
WESTWOOD, NJ 07675 F 201.358.1175

ROBERT E. ZAMPOLIN, A.I.A.
ARCHITECT

NJ	20136	NY	25641
CA	C 25424	NY	023730
CT	6731	OH	10391
DE	SS-0005480	PA	RA-013961-B
FL	AR-12622	SC	8553
IL	001-018981	VA	18521
IN	AR10000277	VT	2423
MD	10089	WV	0-1723
MA	4116		

© ALL RIGHTS RESERVED

THIS DRAWING THE DESIGN INDICATED THEREON AND ARRANGEMENTS ARE THE PROPERTY OF ZAMPOLIN AND ASSOCIATES, MAY NOT BE REUSE OF ORIGINAL OR ALTERED USED ON ANY PUBLIC OR PRIVATE BY THE CLIENT, WITHOUT THE WRITTEN PERMISSION OF ZAMPOLIN AND ASSOCIATES. THE CLIENT AGREES THAT THE DESIGN, PROFESSIONAL WORK, OF THE BUILD WORK, ETC. AS DRAWN, FURTHERMORE THE CLIENT AGREES TO DEFEND, INDEMNIFY AND HOLD THE DESIGNER HARMLESS FROM ANY AND ALL CLAIMS, SUITS, OR DEMANDS, INCLUDING REASONABLE ATTORNEYS' FEES AND COURT COSTS, ARISING OUT OF REPRODUCTION OR REUSE OF THESE MATERIALS.

THE GENERAL CONTRACTOR AND / OR ALL SUB-CONTRACTORS PERFORM THEIR THEIR PLANS AND SPECIFICATIONS ARE NOT TO SCALE/DO NOT SCALE. IT IS THE CONTRACTOR'S RESPONSIBILITY TO CONFIRM AND VERIFY ALL DIMENSIONS AND CONDITIONS SHOWN ON THESE DRAWINGS. IN THE EVENT THAT THE CONTRACTOR FAILS TO DO SO, ZAMPOLIN & ASSOCIATES ARCHITECTS WILL NOT BE RESPONSIBLE FOR ANY RESULTING DISCREPANCIES. ALL DIMENSIONS SHOWN ON THESE DRAWINGS ARE TO BE CONSIDERED AS MINIMUM. ALL DRAWINGS ARE TO BE CONSIDERED AS DIAGRAMMATIC, AND IF PROVIDED, 1/8" SCALE DRAWINGS ARE TO BE CONSIDERED AS SUCH.

REVISIONS

DATE	REV. BY	REV. #	REVISIONS / SUBMISSION

ELITE DEVELOPEMENT

PROJECT:

31 HILLTOP TERRACE

CHATHAM NJ

DRAWN BY:	G.R.
REVIEWED BY:	R.E.Z.
PROJECT NUMBER:	17-009

SCHEMATIC SET	DATE:	
PROGRESS SET	DATE:	
BID SET	DATE:	
PERMIT SET	DATE:	3-21-2017
RECORD SET	DATE:	

FRONT AND RIGHT SIDE ELEVATION

DRAWING NO.

A5

REAR ELEVATION

SCALE: 1/4"=1'-0"

ELEVATION NOTES:

1. DECORATIVE FLUE CAP.
2. WOOD FRAME CHIMNEY W/ STONE
3. GABLE VENT
4. FIBERGLASS REINFORCED ASPHALT ROOF SHINGLES OVER 1 LAYER 30lbs. ROOFING FELT WITH 5" EXTERIOR PLYWOOD SHEATHING.
5. PREFINISHED STANDING SEAM METAL ROOF OVER 30lbs. ROOFING FELT AND 5" EXTERIOR PLYWOOD SHEATHING.
6. STEPPED LEAD COATED COPPER FLASHING.
7. CULTURED STONE VENEER OVER BUILDING WRAP W/ GALVANIZED STONE ANCHORS 24" O.C. MAX. HORIZ. & VERT. (TYPICAL)
8. HARDY PLANK CEMENT BOARD SIDING OVER TYVEK WRAP, STYLE & COLOR AS SELECTED BY OWNER & ARCHITECT.
9. PRECAST HEAD & SILL WITH ALL REQUIRED ANCHORS.
10. PRECAST CONCRETE WATER TABLE.
11. ANDERSEN CASEMENT WINDOW/DOOR SEE FLOOR PLANS FOR MODEL #.
12. (TEMPERED GLASS AS REQUIRED BY CODE)
13. PRE-FINISHED ALUMINUM GUTTERS, LEADERS CONNECT TO STORM DRAINS SYSTEM.
14. WOOD OVERHEAD DOORS PRIME AND PAINT THREE COATS.
15. 36"/42" HIGH RAILING TO MEET ANY AND ALL LOCAL CODES. OWNER TO DETERMINE MATERIAL AND DESIGN.
16. FINISH GRADE REFER TO SITE PLAN.
17. STEP FOOTING/FOUNDATION UP TO MEET FOUNDATION AT GARAGE.
18. DECORATIVE EXTERIOR LANTERNS.
19. SPECTIS MOLDING MODEL # FD7392, MD1693
20. SPECTIS MOLDING MODEL # MD1492
21. SPECTIS MOLDING MODEL # MD 1674-12, MD 1682, MD 1782
22. SPECTIS MOLDING MODEL # MD 1248
23. SPECTIS MOLDING MODEL # MD 1252
24. SPECTIS MOLDING MODEL # MD 1284
25. SPECTIS MOLDING MODEL # MD 1381
26. SPECTIS MOLDING MODEL # MD 1213
27. SPECTIS MOLDING MODEL # MD 1215
28. SPECTIS MOLDING MODEL # MD 1678, MD 1782

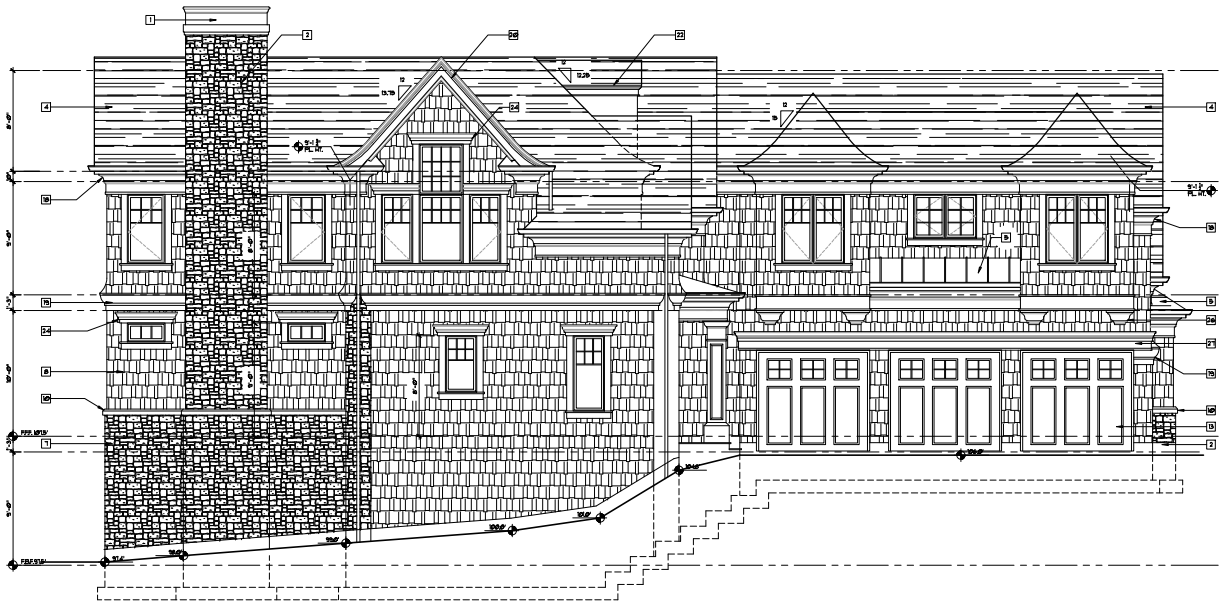

LEFT SIDE ELEVATION

ZAMPOLIN & ASSOCIATES
ARCHITECTS

101 FAIRVIEW AVENUE T 201.358.1166
WESTWOOD, NJ 07675 F 201.358.1175

ROBERT E. ZAMPOLIN, A.I.A.
ARCHITECT

NJ	24126	NY	29641
CA	C 28424	NY	023112
CT	9731	OH	10361
DE	55-0005480	PA	RA-019861-B
FL	AR-16828	SC	8553
IL	001-019911	VA	19321
IN	AR10003211	VT	2433
MD	10088	WV	0-1733
MA	4115		

© ALL RIGHTS RESERVED

THIS DRAWING, AS SHOWN INDICATED, THE FORMAT AND ARRANGEMENT IS ARE THE PROPERTY OF ZAMPOLIN AND ASSOCIATES, INC. NOT OR RELEASE OF ORIGINAL OR ALTERED DESIGN MATERIALS OR THE CLIENT, AGENTS OF THE CLIENT OR ANY OTHER PERSON OR FIRM FOR ANY PURPOSE WITHOUT THE WRITTEN PERMISSION OF THE DESIGN PROFESSIONAL SHALL BE AT THE SOLE RISK OF THE OWNER, AGENT-ENGAGING THE CLIENT AGREES TO DEFEND, INDEMNIFY AND HOLD THE DESIGN PROFESSIONAL HARMLESS FROM ANY AND ALL CLAIMS, LOSSES, DAMAGES, AND ATTORNEY FEES ARISING OUT OF USE OR PUBLICATION OF THESE MATERIALS.

THE ARCHITECT, CONTRACTOR AND / OR ALL SUB-CONTRACTORS WORKING FROM THESE PLANS AND SPECIFICATIONS ARE NOT TO SCALE EACH INFORMATION BY CONTRACT TO ARCHITECT OR HIS REPRESENTATIVE. ANY DISCREPANCIES FOUND IN THESE PLANS AND SPECIFICATIONS SHALL BE CORRECTED, AND JP PRIORITY, OR SHALL CURRENTLY TO THE ACQUAINTED SIDE.

REVISIONS

DATE	REV. BY	REV. #	REVISIONS / SUBMISSION

ELITE DEVELOPEMENT

PROJECT:

31 HILLTOP TERRACE

CHATHAM NJ

DRAWN BY:	C.K.
REVIEWED BY:	R.E.Z.
PROJECT NUMBER:	17-006

SCHEMATIC SET	DATE:	
PROGRESS SET	DATE:	
BID SET	DATE:	
PERMIT SET	DATE:	3-21-2017
RECORD SET	DATE:	

REAR AND LEFT SIDE ELEVATION

DRAWING NO.

A6