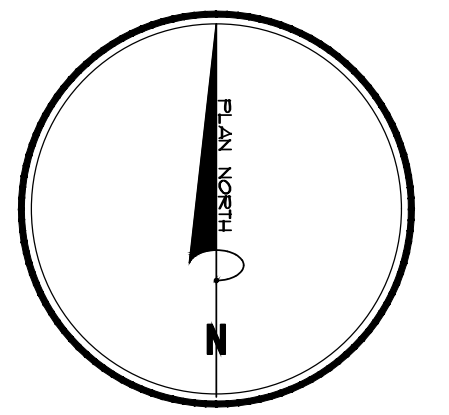


**FIRST FLOOR PLAN**  
SCALE: 1/4" = 1'-0"

**FIRST FLOOR PLAN NOTES:**

- 2X4 UD. STUDS @ 16" O.C. W/ BATT. INSULATION AND 1/2" GYP. BD. EACH SIDE TYPICAL.
- LINE OF 2" THK. STONE VENEER.
- GARAGE CEILING TO HAVE 1 HOUR RATED ASSEMBLY B ICC-ES EVALUATION REPORT ESR-183 (2) LAYERS OF 1/2" THK. USG SHEETROCK BRAND FIRECODE C GYPSUM PANELS. GARAGE WALLS TO HAVE 1/2" TYPE "X" FIRE RATED GYP. BD. UL DESIGN M333. CEILING TO HAVE 3" THK. INSULATION (R-30).
- 3/4" HR. RATED DOOR W/ CLOSER.
- STAIR RAILING MIN 34", MAX 38" HIGH ABOVE STAIR NOSING. INTERMEDIATE RAILS SPACED SO THAT A 4" DIAMETER SPHERE CANNOT PASS THROUGH AT ANY POINT, PER N.J. I.R.C. 205.
- GAS CONNECTION FOR RANGE/OVEN.
- ZERO CLEARANCE PRE-FAB FIREPLACE AND INSULATED METAL FLUE, ALL UL LABELED. MAINTAIN REQUIRED CLEARANCE TO COMBUSTIBLES.
- STAIRS TO GRADE COORD. W/ LATEST SITE PLAN.
- LINE OF FLOOR ABOVE.
- CLOSET SHELF & ROD.
- BAR/ISLAND COUNTER TOP WITH CABINETS BELOW.
- LINE OF TRIMMED OPENING.
- BUILT-IN SHELVING.
- UPPER CABINETS.
- BASE CABINETS.
- 42" HIGH PRE-FINISHED METAL RAILING SYSTEM W/ LATCHING GATE.

EGRESS WINDOW  
 TEMPERED GLASS WINDOW



**ZAMPOLIN & ASSOCIATES**  
ARCHITECTS

187 FAIRVIEW AVENUE WESTWOOD, NJ 07675 T 201 358 1166 F 201 358 1175

ROBERT E. ZAMPOLIN, A.I.A.

MA	9115
CA	C 25324 NH 2561
CT	8131 NY 023110
DE	95-0005980 OH 10361
FL	AR-92879 PA RA-013361-B
ID	AR-984585 SD 8553
IL	001-013391 VA 13321
IN	AR1000211 VT 2433
MD	10033 WY C-1133

© ALL RIGHTS RESERVED  
THIS DRAWING, THE DESIGN INDICATED, THE FORMAT AND ARRANGEMENTS ARE THE PROPERTY OF ZAMPOLIN & ASSOCIATES. ANY USE OR REUSE OF ORIGINAL OR ALTERED DESIGN MATERIALS BY THE CLIENT, AGENTS OF THE CLIENT OR OTHER PARTIES WITHOUT THE WRITTEN AND SIGNED APPROVAL OF THE DESIGN PROFESSIONAL SHALL BE AT THE SOLE RISK OF THE CLIENT. THE DESIGN PROFESSIONAL SHALL BE RESPONSIBLE FOR THE DESIGN AND HOLD THE DESIGN PROFESSIONAL HARMLESS FROM ALL CLAIMS, DAMAGES, LOSSES, EXPENSES AND ATTORNEY FEES ARISING OUT OF MODIFICATION OR REUSE OF THESE MATERIALS.  
THE GENERAL CONTRACTOR AND / OR ALL SUB-CONTRACTORS WORKING FROM THESE PLANS AND SPECIFICATIONS ARE NOT TO SCALE SUCH INFORMATION BUT TO CONTACT THE ARCHITECT OR HIS REPRESENTATIVE REGARDING REQUIREMENTS. IF SUCH REQUIREMENTS DO NOT APPEAR TO BE CORRECT, ADD UP PROPERLY OR SCALE CORRECTLY TO THE INDICATED SIZE.

**REVISIONS**

DATE	REV. BY	REV. #	REVISIONS / SUBMISSION

PROJECT:

**9 MOUNTAINVIEW, LLC**  
6 CHESTNUT ROAD  
CHATHAM, NEW JERSEY

DRAWN BY: SG / JGE.

REVIEWED BY: REZ

PROJECT NUMBER: 18-011

SCHEMATIC SET DATE: 1-17-18

PROGRESS SET DATE: 2-5-18

BID SET DATE:                      

PERMIT SET DATE: 3-16-18

RECORD SET DATE:                      

**FIRST FLOOR PLAN**

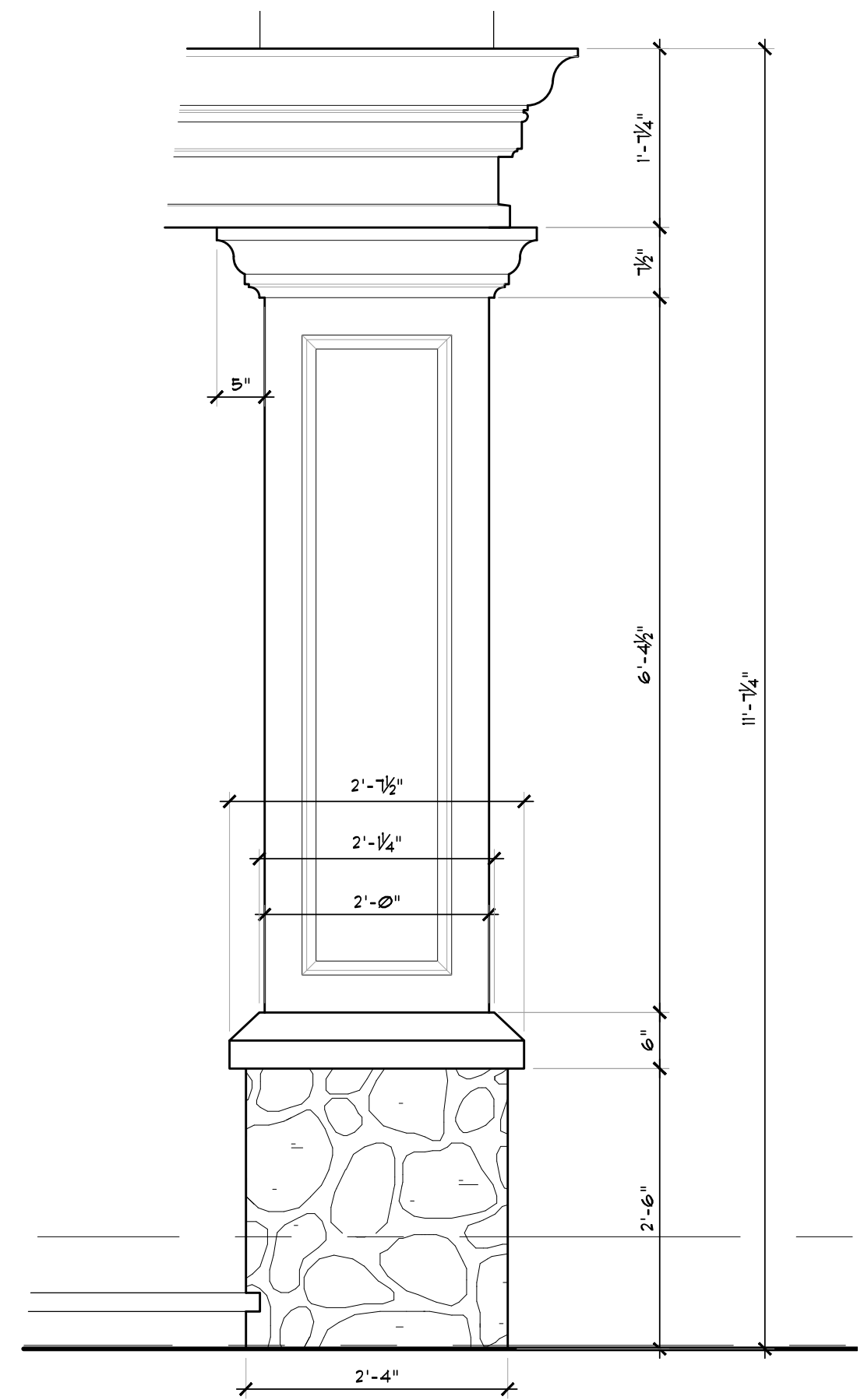
DRAWING NO.  
**A2**



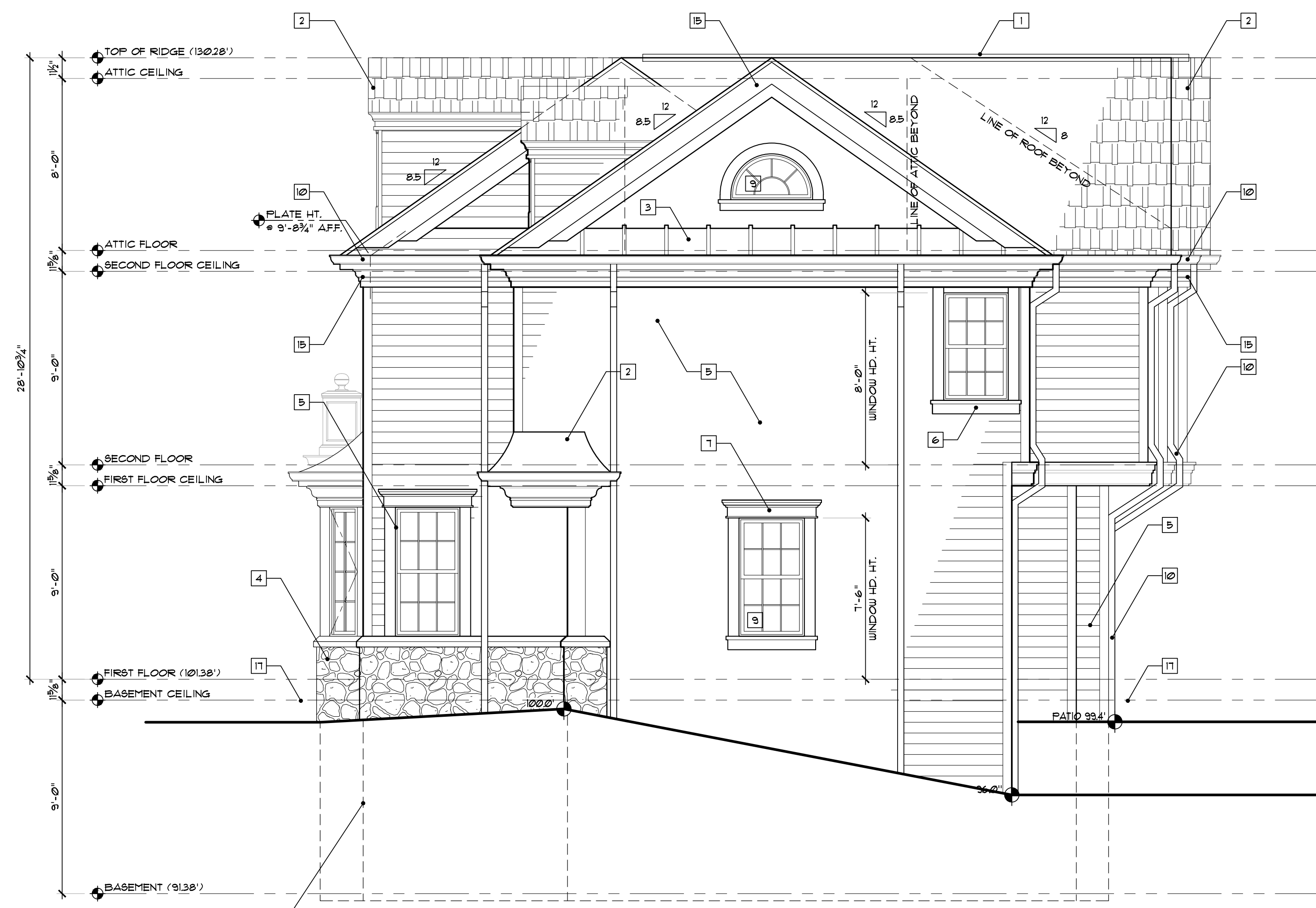




**FRONT ELEVATION**  
SCALE: 1/4" = 1'-0"



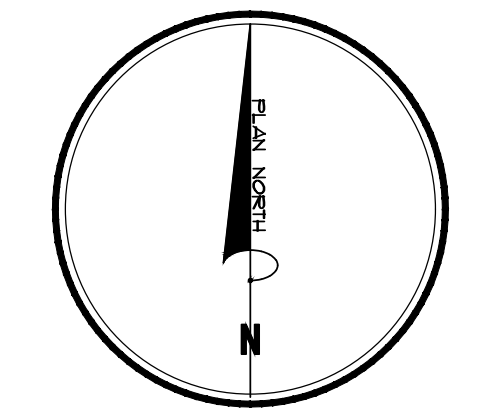
**1 ENTRY DETAIL**  
SCALE: 3/4" = 1'-0"



**RIGHT SIDE ELEVATION**  
SCALE: 1/4" = 1'-0"

**ELEVATION NOTES:**

1. LOW PROFILE RIDGE VENT.
2. FIBERGLASS REINFORCED ASPHALT ROOF SHINGLES OVER 1 LAYER 1516.
3. ROOFING FELT WITH 3/4" EXTERIOR PLYWOOD SHEATHING.
4. PRE-FINISHED STANDING BEAM METAL ROOF OVER 3016, ROOFING FELT AND 3/4" EXTERIOR PLYWOOD SHEATHING.
5. 2" THK. STONE VENEER/WATERTABLE W/ GALVANIZED WALL ANCHORS @ 24" O.C. HORIZ. AND VERT.
6. HARDIE PLANK CEMENT BOARD SIDING OVER TYVEK WRAP, STYLE 4 COLOR AS SELECTED BY OWNER & ARCHITECT.
7. SPECTIS DRUM SURROUND.
8. SPECTIS HEAD & SILL.
9. SPECTIS COLLARS W/ RECESSED PANEL.
10. FELLA DOUBLE HUNG/PICTURE WINDOWS & DOORS. SEE FLOOR PLANS FOR MODEL \* (TEMPERED GLASS AS REQUIRED BY CODE).
11. PRE-FINISHED ALUMINUM GUTTERS, LEADERS CONNECT TO STORM DRAINS SYSTEM.
12. WOOD OVERHEAD DOORS PRIME AND PAINT THREE COATS. FINISH GRADE. (REFER TO SITE PLAN)
13. SUPERIOR WALL FOUNDATION. (REFER TO PDN PLAN & MANUFACTURER DRAWINGS)
14. 36"/42" HIGH RAILING TO MEET ANY AND ALL LOCAL CODES, OWNER TO DETERMINE MATERIAL AND DESIGN.
15. DECORATIVE EXTERIOR LANTERNS.
16. SPECTIS CROWN MOULDING.
17. SPECTIS RECESSED PANEL.
18. STEPS TO GRADE. (REFER TO FINAL SITE PLAN)
19. AZEK WINDOW SHUTTERS OR APPROVED EQUAL.



**ZAMPOLIN & ASSOCIATES**  
ARCHITECTS

187 FAIRVIEW AVENUE T 201 358 1166  
WESTWOOD, NJ 07675 F 201 358 1175

ROBERT E. ZAMPOLIN, A.I.A.

MA	915
CA	C 25324 NH 2561
CT	8131 NY 023170
DE	95-0005980 OH 10361
FL	AR-92829 PA RA-013361-B
ID	AR-984585 SD 2553
IL	001-013391 VA 13321
IN	AR1000211 VT 2433
MD	10033 WY C-1133

© ALL RIGHTS RESERVED  
THIS DRAWING, THE DESIGN INDICATED, THE FORMAT AND ARRANGEMENTS ARE THE PROPERTY OF ZAMPOLIN & ASSOCIATES. ANY USE OR REUSE OF ORIGINAL OR ALTERED DESIGN MATERIALS BY THE CLIENT AGENTS OF THE CLIENT OR OTHER PARTIES WITHOUT THE WRITTEN AND SIGNED APPROVAL OF THE DESIGN PROFESSIONAL SHALL BE AT THE SOLE RISK OF THE CLIENT. THE CLIENT AGREES TO INDEMNIFY AND HOLD THE DESIGN PROFESSIONAL HARMLESS FROM ALL CLAIMS, DAMAGES, LOSSES, EXPENSES AND ATTORNEY FEES ARISING OUT OF REPRODUCTION OR REUSE OF THESE MATERIALS.  
THE GENERAL CONTRACTOR AND / OR ALL SUB-CONTRACTORS WORKING FROM THESE PLANS AND SPECIFICATIONS ARE NOT TO SCALE. SUCH INFORMATION IS TO CONTACT THE ARCHITECT OR HIS REPRESENTATIVE REGARDING REQUIREMENTS. IF SUCH REQUIREMENTS DO NOT APPEAR TO BE CORRECT, ADD UP PROPERLY OR SCALE CORRECTLY TO THE INDICATED SIZE.

REVISIONS			
DATE	REV. BY	REV. #	REVISIONS / SUBMISSION

PROJECT:  
**9 MOUNTAINVIEW, LLC**  
6 CHESTNUT ROAD  
CHATHAM, NEW JERSEY

DRAWN BY:	SG / JGE
REVIEWED BY:	REZ
PROJECT NUMBER:	18-011
SCHEMATIC SET	DATE: 1-17-18
PROGRESS SET	DATE: 2-5-18
BID SET	DATE:
PERMIT SET	DATE: 3-16-18
RECORD SET	DATE:

**FRONT & RIGHT SIDE ELEVATION**

DRAWING NO.  
**A6**



